



## Repeatable Patterns


Quantity per m<sup>2</sup> shown under each pattern



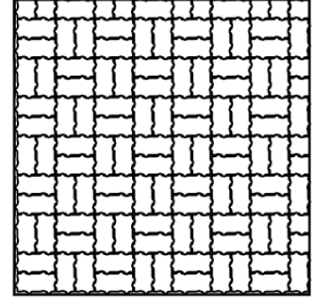
Pattern OF.1. 90 Degree Herringbone  
50 No. Omega Flow 215x115mm per sq.m.




Pattern OF.2. 45 Degree Herringbone  
50 No. Omega Flow 215x115mm per sq.m.



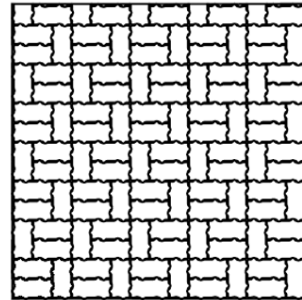
Pattern OF.3. Stretcher Course  
50 No. Omega Flow 215x115mm per sq.m.




Pattern OF.4. Basket Weave  
50 No. Omega Flow 215x115mm per sq.m.  
\*Not recommended for driveways



Pattern OF.5. Double Herringbone  
50 No. Omega Flow 215x115mm per sq.m.



Pattern OF.7. 3 Block Cluster  
50 No. Omega Flow 215x115mm per sq.m.  
Recommended for patios only



Pattern OF.8. Herringbone 2:1 Ratio  
50 No. Omega Flow 215x115mm per sq.m.

All block statistics per sq.m. could potentially be rounded up to the nearest whole unit. When multiplied over a large area to get an overall volume it can result in a small excess being incurred. Generally for CBP quantities an extra of approx. 10% is suggested to account for natural wastage and cutting. Brett Landscaping cannot be held responsible for any excess or shortfall of units resulting from these statistics.