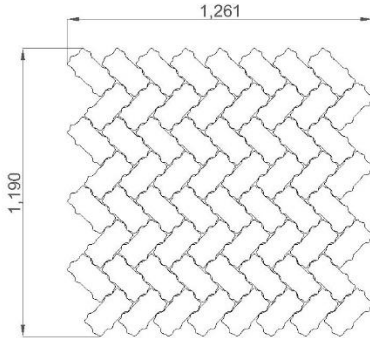


### Omega Flow Machine Lay Cluster

Brett Omega Flow is available in a prearranged herringbone 64 block machine lay formation



64 block cluster formation, as viewed by the machine lay operative.

#### Installation Guidelines

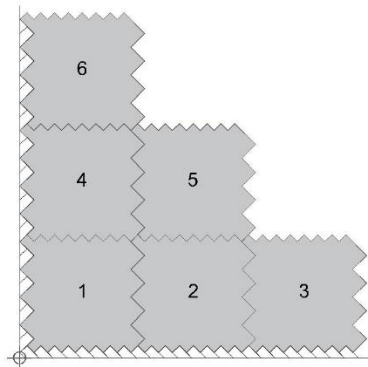
##### Installing block orientation at 45° to the datum

###### Stage.1. – First cluster in the correct position

- Select datum, usually the longest length.
- Lay clusters working from left to right at 90° to the datum.

###### Stage.2. – Edge detail

- Trim blocks to fit as soon as practical.
- A single, double stretcher or soldier course may be formed using Omega blocks.



##### Installing block orientation at 90° to the datum

###### Stage.1. – First cluster in the correct position

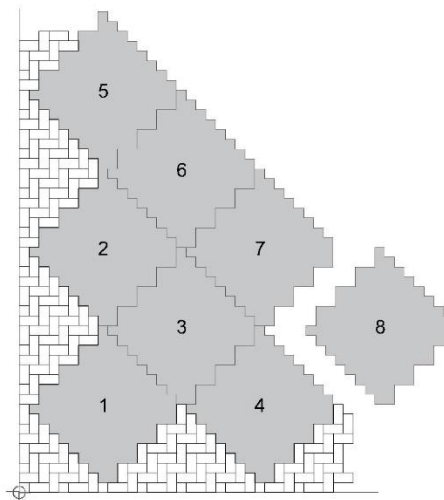
- Select datum, usually the longest length.
- Place blocks around the site perimeter to create the Omega Flow jagged edge, or trim blocks to fit as soon as practical.
- Manually install full and closure blocks to prepare 45° edges to accommodate cluster 1. Install cluster 1 and subsequent clusters at 45° working in rows from left to right.

###### Stage.2. – Continuation


- Repeat stage 1 against the datum.

###### Additional Information

- For significantly large areas machine lay packs will be identified with a unique ascending number sequence. It is recommended that packs are installed in the same numerical order.
- Picking up the cluster must always be undertaken with the cluster orientation as shown in the top diagram.
- Machine lay packs are delivered on a solid boarded pallet suitable for returning to Brett.




All block statistics per sq.m. could potentially be rounded up to the nearest whole unit. When multiplied over a large area to get an overall volume it can result in a small excess being incurred. Generally for CBP quantities an extra of approx. 10% is suggested to account for natural wastage and cutting. Brett Landscaping cannot be held responsible for any excess or shortfall of units resulting from these statistics.



Pattern OFM.01 - 45° Herringbone - P, L & C

50No. - 200x100 per sq.m



Pattern OFM.02 - 90° Herringbone - P, L & C

50No. - 200x100 per sq.m

Traffic categories - Pedestrian only (P), Light duty inc driveways (L) & (C) commercial

All block statistics per sq.m. could potentially be rounded up to the nearest whole unit. When multiplied over a large area to get an overall volume it can result in a small excess being incurred. Generally for CBP quantities an extra of approx. 10% is suggested to account for natural wastage and cutting. Brett Landscaping cannot be held responsible for any excess or shortfall of units resulting from these statistics.