



Pattern INV.13 - Stretcher Bond - P & L*

16.7 No. - 300x200mm per sq.m.




Pattern INV.14 - Stretcher Bond - P & L*

12.5 No. - 300x200mm per sq.m. 12.5 No. - (C) 200x100mm per sq.m.



Pattern INV.15 - Stretcher Bond - P & L*

50 No. - 200x100mm per sq.m.



Pattern INV.16 - Stretcher Bond - P & L*

33.4 No. - 300x100mm per sq.m.

Traffic categories - Pedestrian only (P), Light duty inc driveways (L) & Commercial (C) - * Subject to direction of traffic

All block statistics per sq.m. could potentially be rounded up to the nearest whole unit. When multiplied over a large area to get an overall volume it can result in a small excess being incurred. Generally for CBP quantities an extra of approx. 10% is suggested to account for natural wastage and cutting. Brett Landscaping cannot be held responsible for any excess or shortfall of units resulting from these statistics.