



Elegante and GeoCeramica® Porcelain Paving

Beautiful, durable, stylish paving solutions.



HARD LANDSCAPING? EASY CHOICE

brett paving.co.uk

Pictured: Elegante Porcelain Stone Night Sky



Why Porcelain?

Porcelain has grown in popularity over recent years and is now the material of choice for many homeowners, contractors, housebuilders, architects and specifiers.

Why? Porcelain is a premium quality product that is durable and easy to maintain due to its resistance to staining, moss, algae and lichen growth. It is also available in a range of aesthetic textures, colours, plan sizes and thicknesses, making it one of the most versatile products on the market. In addition, the wide range of accessories available add the perfect finishing touch to a porcelain design.

THE BRETT OFFER

Our curated range of Porcelain has been carefully selected to offer the very best quality, alongside the most popular aesthetics, plan size and thickness options that will suit any project; from internal flooring to vehicular trafficked outdoor spaces and from cutting-edge contemporary designs to more traditional styles.

AN AWARD-WINNING RANGE

Not only is our GeoCeramica® porcelain unique in its design and application possibilities, it was also awarded 'Best External Product' at The Home Builders Federation (HBF) Housebuilder Product Awards 2018.

Read on to discover more about each of our ranges.



Which Porcelain should I choose?

Brett Landscaping's Elegante and GeoCeramica® porcelain ranges both offer a high-quality, durable and aesthetically impressive paving choice that will stand the tests of time. So which one should you choose?

ELEGANTE

Premium quality Porcelain

Impervious to staining and chewing gum

Moss and algae resistant

Easy to maintain

Extremely durable

Contemporary design

5 aesthetics inspired by nature

14 colour options

3 plan sizes

2 thickness options, including 20mm for external non-trafficked areas and 10mm internal tiles*

Accessories available (in all aesthetics):

- L Kerb
- Coping
- Coping End
- L Edge
- Step Treads
- Risers
- Mosaic walling strips

*Please note that 10mm internal tiles are available in selected finishes only. See product details for more information.

GEOCERAMICA®

Premium quality Porcelain

Impervious to staining and chewing gum

Moss and algae resistant

Easy to maintain

Unique pre-bonded cementitious base design

Simple to install over bound or unbound substrate trafficked applications using traditional UK construction methods

Extremely durable

Contemporary design

6 contemporary aesthetics

14 colour options

3 thickness options, including 60mm for driveway/ lightly trafficked applications and 10mm internal tiles*

Accessories available (in 5 aesthetics and any size):

- Step Tread

*Please note that 60mm and 10mm thickness options are available in selected finishes only. See product details for more information.

Pictured: Elegante Porcelain Timber Driftwood




Elegante Porcelain

Premium quality Italian Porcelain paving

Offering the highest levels of elegance and sophistication, our Elegante collection speaks for itself. This extensive range features 5 different aesthetics inspired by natural stone and timber, 14 colour options, 3 plan sizes and 12 accessories to complete the look, including 10mm thickness internal tiles for the perfect indoor/outdoor solution.

STONE

Description	Plan Size (mm)	Thickness (mm)	No. per Pack	Sq.m. per pack	No. per sq.m.
Elegante Porcelain Stone	1200x400	20	48	23.81	2.02
Elegante Porcelain Stone	600x600	20	64	23.81	2.69




Accessories available in all colours
Internal Tile (10mm thickness), Standard Coping, End Coping, L Edge, L Kerb 600x600x20mm, Standard Step Tread, Step Tread Left, Step Tread Right, Standard Step Riser, Step Riser End Unit

Accessories are made to order and therefore incur a 7 week lead time, excluding 10mm Internal Tiles which have a shorter lead time of 3 weeks

TIMBER


Description	Plan Size (mm)	Thickness (mm)	No. per Pack	Sq.m. per pack	No. per sq.m.
Elegante Porcelain Timber	1200x400	20	48	23.81	2.02



Accessories available in all colours
Standard Coping, End Coping, L Edge, L Kerb, Standard Step Tread, Step Tread Left, Step Tread Right, Standard Step Riser, Step Riser End Unit

QUARTZ


Description	Plan Size (mm)	Thickness (mm)	No. per Pack	Sq.m. per pack	No. per sq.m.
Elegante Porcelain Quartz	1200x400	20	48	23.81	2.02



Accessories available in all colours
Internal Tile (10mm thickness), Standard Coping, End Coping, L Edge, L Kerb, Standard Step Tread, Step Tread Left, Step Tread Right, Standard Step Riser, Step Riser End Unit, Mosaic Walling Thick Strip, Mosaic Walling Slim Strip

GLACIER


Description	Plan Size (mm)	Thickness (mm)	No. per Pack	Sq.m. per pack	No. per sq.m.
Elegante Porcelain Glacier	1000x500	20	50	25.76	1.94



Accessories available in all colours
Standard Coping, End Coping, L Edge, L Kerb, Standard Step Tread, Step Tread Left, Step Tread Right, Standard Step Riser, Step Riser End Unit

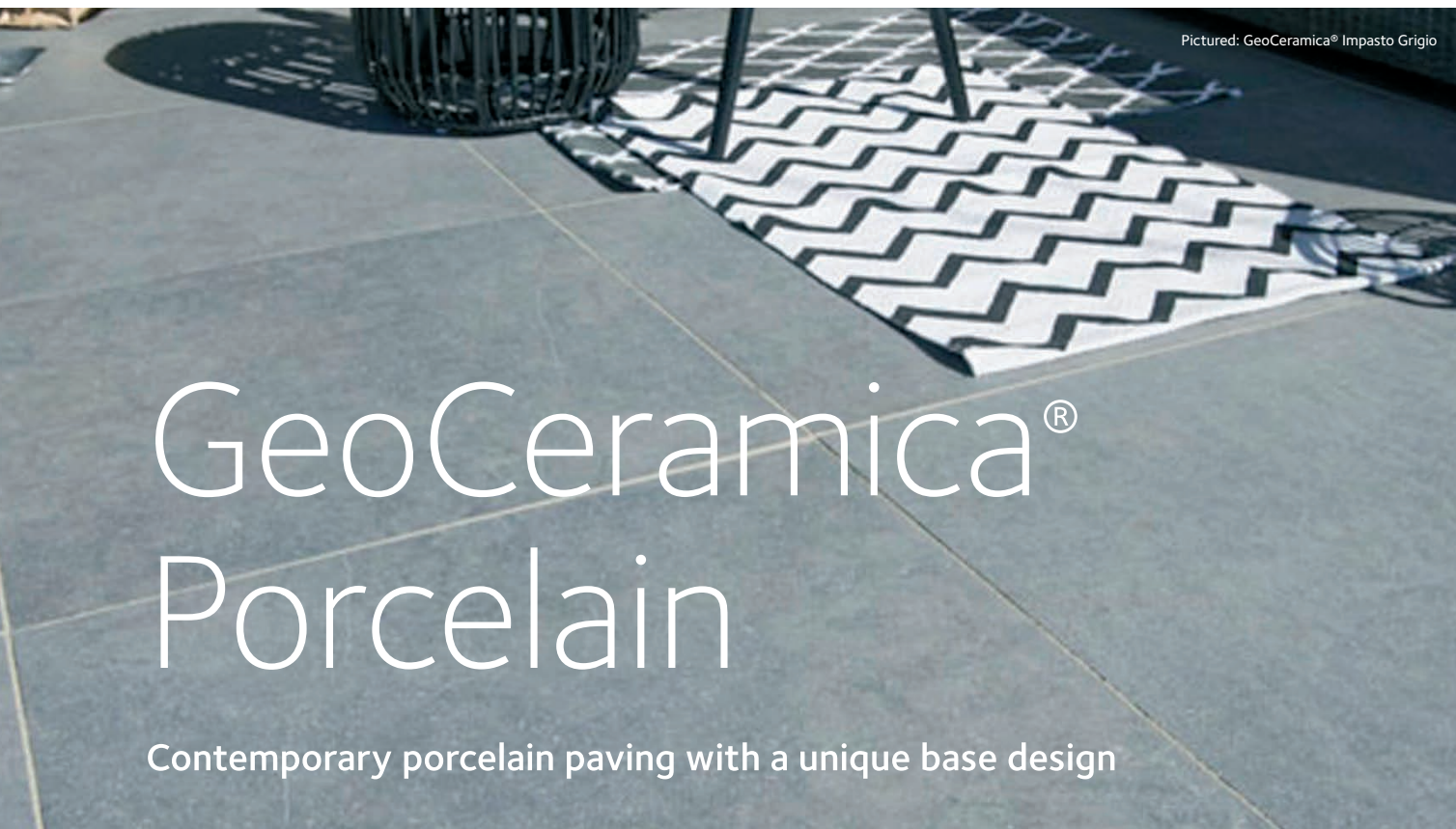
TRAVERTINE

Description	Plan Size (mm)	Thickness (mm)	No. per Pack	Sq.m. per pack	No. per sq.m.
Elegante Porcelain Travertine	600x600	20	64	23.81	2.69



Accessories available in all colours
Internal Tile (10mm thickness), Standard Coping, End Coping, L Edge, L Kerb, Standard Step Tread, Step Tread Left, Step Tread Right, Standard Step Riser, Step Riser End Unit

Accessories are made to order and therefore incur a 7 week lead time, excluding 10mm Internal Tiles which have a shorter lead time of 3 weeks



GeoCeramica® Porcelain


Contemporary porcelain paving with a unique base design

With its unique pre-bonded cementitious base layer, GeoCeramica® combines all the technical and aesthetic benefits of modern porcelain paving with the flexibility of concrete, its easy installation methods and ability to suit any paving application. Available in varying thicknesses, this makes GeoCeramica® suitable for almost any commercial, domestic or internal project.

Sold exclusively by Brett Landscaping in the UK, GeoCeramica® comprises 6 stunning contemporary ranges and 14 colour options. Accessories include purpose made step treads for your individual projects.

IRISH HIGHSTONE

Description	Plan Size (mm)	Thickness (mm)	No. per Pack	Sq.m. per pack	No. per sq.m.
GeoCeramica® Irish Highstone	600x600	40	28	10.08	2.78



Accessories available in all colours
Internal Tile 600x600x10mm, Step Tread (made to order any size)

MARMOSTONE


Description	Plan Size (mm)	Thickness (mm)	No. per Pack	Sq.m. per pack	No. per sq.m.
GeoCeramica® Marmostone	600x600	40	28	10.08	2.78



Accessories available in all colours
Internal Tile 600x600x10mm, Step Tread (made to order any size)

IMPASTO

Description	Plan Size (mm)	Thickness (mm)	No. per Pack	Sq.m. per pack	No. per sq.m.
GeoCeramica® Impasto	600x600	40	28	10.08	2.78



Accessories available in all colours
Internal Tile 600x600x10mm

MOSAİK


Description	Plan Size (mm)	Thickness (mm)	No. per Pack	Sq.m. per pack	No. per sq.m.
GeoCeramica® Mosaik	600x600	40	16	5.76	2.78



Complements the Fiordi range perfectly

FIORDI

Description	Plan Size (mm)	Thickness (mm)	No. per Pack	Sq.m. per pack	No. per sq.m.
GeoCeramica® Fiordi	600x600	60	19	6.83	2.78
GeoCeramica® Fiordi	600x600	40	28	10.8	2.78



Accessories available in all colours
Internal Tile 600x600x10mm, Step Tread (made to order any size)



BLUESTONE


Description	Plan Size (mm)	Thickness (mm)	No. per Pack	Sq.m. per pack	No. per sq.m.
GeoCeramica® Bluestone	600x600	60	19	6.83	2.78



Accessories available in all colours
Internal Tile 600x600x10mm, Step Tread (made to order any size)




GeoCeramica® explained



2

Each pre-bonded flag unit features integrated nibs on all four sides which help to protect the porcelain face during transit and installation.


10mm Porcelain slab pre-bonded to base slab



Cementitious base slab, providing strength, stability, drainage and mortar key

1

Beautiful GeoCeramica® porcelain surface slabs are permanently and inseparably bonded to a drainage mortar base which offers excellent stability, strength, drainage and adhesion.



3

Now GeoCeramica® makes it easy to install porcelain paving over a conventional Type 1 sub-base, for perfect, durable results, every time.

Unbound installation shown. When installing GeoCeramica® as a rigid pavement, add cement to the laying course sand and use a polymerised sand for jointing.

60mm thickness flags in the Bluestone and Fiordi ranges make these products suitable for use on driveways and other lightly trafficked areas.



To discuss your porcelain project requirements or for more information on any of our products, please see our website or get in touch by phone, email or social media. Our friendly customer services team will be happy to match you to the relevant Brett representative.

Phone: 0345 60 80 577

Email: landscapinginfo@brett.co.uk

brettpaving.co.uk

 BrettPaving

 @brettpaving

 Brett Landscaping Ltd