

Vintage Kerb

Technical Data Sheet



Charcoal



Charcoal

Description

Designed to create rustic details in any project, Brett Vintage kerbs are pressed and traditionally tumbled concrete units.

Application

Vintage kerbs are a versatile option which can be used in a range of orientations and applications, including edging driveways, creating non-structural domestic walling or as a contrasting detail to natural stone and garden paving.

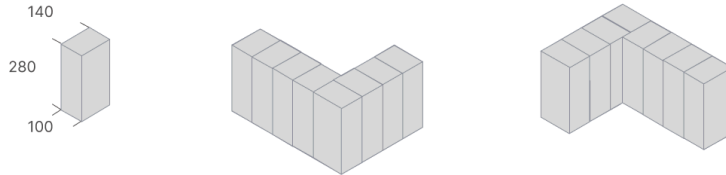
Product Type	Precast Concrete Kerb Units.
Manufacturing Process	Semi dry pressed & vibrated concrete.
Manufacturing Standard	BS EN 1340: 2003
Design Standard	-
Installation Standard	BS 7533-102: 2025
UKCA/DOP	Contact Brett for more information
NBS Specification	45-20-64/370 Precast concrete kerbs / Q10 110

Product Performance

Nominal Dimensions (mm)	Working Dimensions (mm)	No. per pack	m2 per pack	No. per m2	Pack wt max kg
280x140x100	280x140x100	138	See below	See below	1187

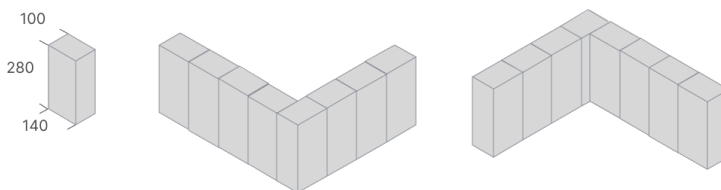
Wide Installation Method

10 per linear m
13.8 linear m per pack



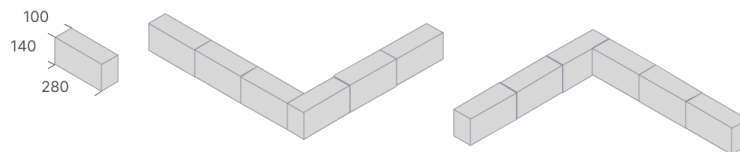
Horizontal Installation Method

3.57 per linear m
38.64 linear m per pack



Narrow Installation Method

7.14 per linear m
19.32 linear m per pack



Tensile Strength	Characteristic tensile splitting strength ≥ 3.6 Mpa; Failing load ≥ 250 N/mm
Abrasion Resistance	≤ 23 mm - Determined by Wide Wheel Abrasion Test
Durability (Freeze Thaw)	Class 3 $\leq 1,0$ kg/m ² with no individual result $> 1,5$ kg/m ²
Slip / Skid Resistance	Unpolished Slip Resistance Value ≥ 55 - Potential for slip - Low
Thermal Conductivity	1.2 W/(mK)
Reaction to Fire	Class A1, see commission decision 2000/605/EC
External Fire Performance	Deemed to satisfy

Sustainability

BREEAM	Contact Brett for more information
BES 6001	Contact Brett for more information
Recyclable	Contact Brett for more information
Embodied Carbon	Contact Brett for more information
Brett 5-Star Sustainability Rating	=3

Early Life and Maintenance

Once your paving has been installed, you may notice some changes to its appearance in the first few days and weeks. These visual changes can be due to a number of reasons originating from the concrete and/or the manufacturing or installation method. Many of these will simply weather away, including:

Efflorescence	The ongoing chemical reaction within the concrete which provides its strength can produce calcium carbonate (a white powdery residue) which may appear on the surface of products. This temporarily lightens the product but will typically weather away without reoccurrence.
Porosity	Concrete continues to cure for many years after manufacture. Whilst this happens and usually during its initial life, a level of porosity may exist where some product retains water, giving a damp appearance. This will diminish as the concrete continues to harden as the product dries out.
Aged and distressed products	For certain products, we distress the edges to offer an aged appearance and enhance the character of the paving. A dusty residue can be left on the blocks. This will weather away.
Differential Curing	Dark patches occasionally appear on the surface of concrete products. This may be differential curing and is caused by varying moisture levels within the flag drying at different rates. Like efflorescence, given time and the natural weathering process, these patches will become less visible.