



Sigma Laying Pattern




Pattern SIG.01 - Stretcher $\frac{1}{2}$ Bond - P & L*

33.4 No. - 300x100mm per sq.m.




Pattern SIG.02 - Stretcher $\frac{1}{3}$ Bond - P & L*

33.4 No. - 300x100mm per sq.m.



Pattern SIG.03 - 90° Herringbone - P & L


33.4 No. - 300x100mm per sq.m.



Pattern SIG.04 - Herringbone 90° - P & L

8.4 No. - 600x200mm per sq.m.

Traffic categories - Pedestrian only (P), Light duty inc driveways (L) & Commercial (C) - * Subject to direction of traffic



Pattern SIG.05 - Stretcher $\frac{1}{2}$ Bond - P & L*

8.4 No. - 600x200mm per sq.m.

Traffic categories - Pedestrian only (P), Light duty inc driveways (L) & Commercial (C) - * Subject to direction of traffic