



Invicta Laying Pattern




Pattern INV.01 - Herringbone 90° - P,L & C

50 No. - 200x100mm per sq.m.



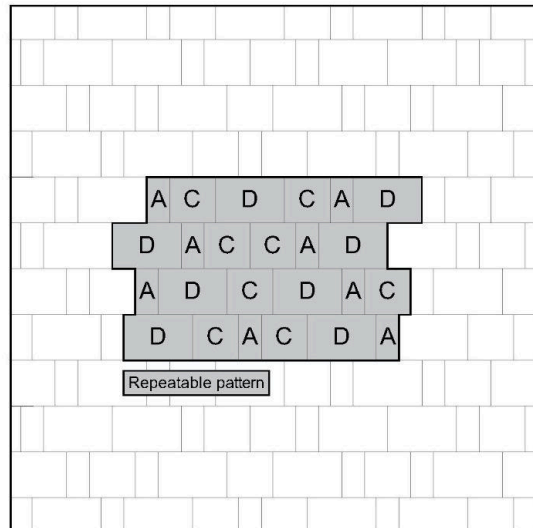
Pattern INV.02 - Herringbone 45° - P,L & C

50 No. - 200x100mm per sq.m.



Pattern INV.03 - Herringbone 90° - P,L & C

16.7 No. - 300x200mm per sq.m.




Pattern INV.04 - 3 Size Stretcher Bond - P & L*

8.3 No. - (A) 200x100mm per sq.m. 8.3 No. - (C) 200x200mm per sq.m.

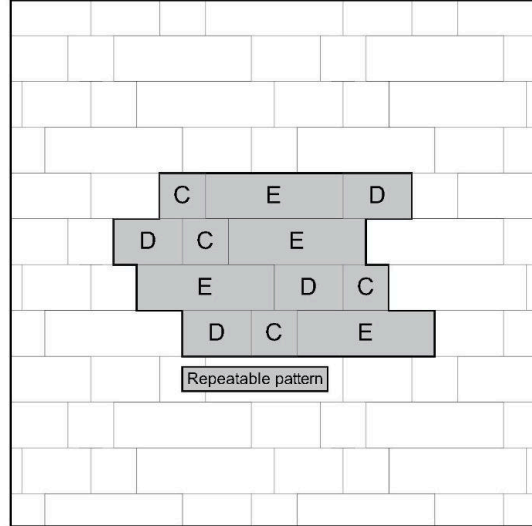
8.3 No. - (D) 300x200mm per sq.m.

Traffic categories - Pedestrian only (P), Light duty inc driveways (L) & Commercial (C) - * Subject to direction of traffic



Pattern INV.05 - Stretcher Bond - P & L*


25 No. - 200x200mm per sq.m.



Pattern INV.06 - 3 Size Stretcher Bond - P & L*

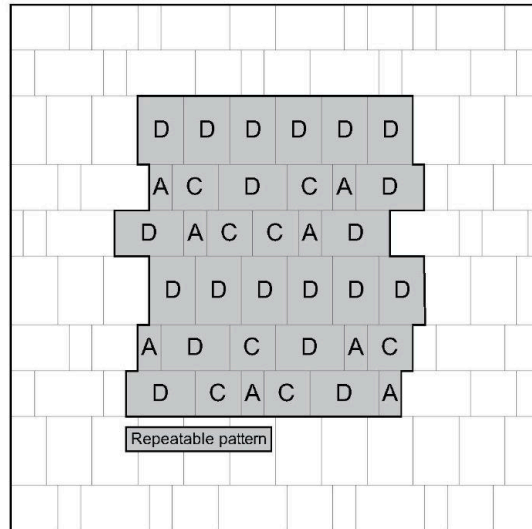
4.5 No. - (C) 200x200mm per sq.m. 4.5 No. - (D) 300x200mm per sq.m.

4.5 No. - (E) 600x200mm per sq.m.



Pattern INV.07 - Stretcher Bond - P & L*

8.4 No. - 600x200mm per sq.m.




Pattern INV.08 - 3 Size Stretcher Bond - P & L*

4.8 No. - (A) 200x100mm per sq.m. 4.8 No. - (C) 200x200mm per sq.m.


11.9 No. - (D) 300x200mm per sq.m.

Traffic categories - Pedestrian only (P), Light duty inc driveways (L) & Commercial (C) - * Subject to direction of traffic




Pattern INV.09 - Basket Weave - P

50 No. - 200x100mm per sq.m.




Pattern INV.10 - 2 Size Stretcher Bond - P & L*

10 No. - 200x200mm per sq.m. 10 No. - 300x200mm per sq.m.



Pattern INV.11 - Victorian Weave - P & L

6.3 No. - 200x200mm per sq.m. 12.5 No. - 300x200mm per sq.m.



Pattern INV.12 - Herringbone 90° - P & L

8.4 No. - 600x200mm per sq.m.

Traffic categories - Pedestrian only (P), Light duty inc driveways (L) & Commercial (C) - * Subject to direction of traffic