



# Invicta Flow Laying Pattern

---




Pattern INF.01 - Herringbone 90° - P,L & C

50 No. - 215x115mm per sq.m.




Pattern INF.02 - Herringbone 45° - P,L & C

50 No. - 215x115mm per sq.m.



Pattern INF.03 - Stretcher Bond - P & L\*


50 No. - 215x115mm per sq.m.



Pattern INF.04 - Basket Weave - P


50 No. - 215x115mm per sq.m.

Traffic categories - Pedestrian only (P), Light duty inc driveways (L) & Commercial (C) - \* Subject to direction of traffic




Pattern INF.05 - Double Herringbone - P & L\*

50 No. - 215x115mm per sq.m.



Pattern INF.06 - 3 Block Cluster - P

50 No. - 215x115mm per sq.m.



Pattern INF.07 - Herringbone 2:1 - P & L

50 No. - 215x115mm per sq.m.

Traffic categories - Pedestrian only (P), Light duty inc driveways (L) & Commercial (C) - \* Subject to direction of traffic