

High Kerb

Technical Data Sheet



Charcoal



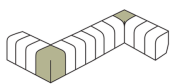
Autumn Gold



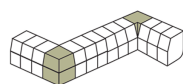
Brindle



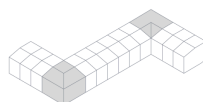
Charcoal



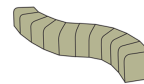
Bullnose Corner



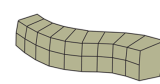
Half Batter Corner



Flat Corner



Bullnose Radial



Half Batter Radial

Description

A pressed concrete kerb unit with both bullnose and half batter profile options, Brett High kerbs are designed to create prominent edge details with maximum visibility and feature a smooth finish.

Application

Brett High Kerb is a popular choice for the creation of steps, level changes, driveway borders and edges.

| | |
|-------------------------------|---------------------------------------|
| Product Type | Precast Concrete Kerb Units. |
| Manufacturing Process | Semi dry pressed & vibrated concrete. |
| Manufacturing Standard | BS EN 1340: 2003 |

| | |
|------------------------------|---|
| Design Standard | - |
| Installation Standard | BS 7533-102: 2025 |
| UKCA/DOP | Contact Brett for more information |
| NBS Specification | 45-20-64/370 Precast concrete kerbs / Q24 110 112 113 |

Product Performance

| Product | Nominal / Working Dimensions (mm) | No. per pack | No. per lin.m. | lin.m. per pack | Pack wt max kg |
|------------------------------|-----------------------------------|--------------|----------------|-----------------|----------------|
| Kerb | 200x150x100 | 168 | 10 | 16.80 | 1058 |
| Kerb (Barrow) | 200x150x100 | 160 | 10 | 16.80 | 1008 |
| Corner Half Batter | 200x150x100 | 1 | - | - | 9 |
| Corner Bullnose | 200x150x100 | 1 | - | - | 9 |
| Radial Half Batter | 200x150x100 | 1 | - | - | 6 |
| Radial Bullnose | 200x150x100 | 1 | - | - | 7 |
| Flat Half Batter Corner Unit | 200x150x100 | 1 | - | - | 13 |

| | |
|----------------------------------|--|
| Tensile Strength | Characteristic tensile splitting strength ≥ 3.6 Mpa; Failing load ≥ 250 N/mm |
| Abrasion Resistance | ≤ 23 mm - Determined by Wide Wheel Abrasion Test |
| Durability (Freeze Thaw) | Class 3 $\leq 1,0$ kg/m ² with no individual result $> 1,5$ kg/m ² |
| Slip / Skid Resistance | Unpolished Slip Resistance Value ≥ 55 - Potential for slip - Low |
| Thermal Conductivity | 1.2 W/(mK) |
| Reaction to Fire | Class A1 when used for internal flooring |
| External Fire Performance | Deemed to satisfy |

Sustainability

| | |
|---|------------------------------------|
| BREEAM | Contact Brett for more information |
| BES 6001 | Contact Brett for more information |
| Recyclable | Contact Brett for more information |
| Embodied Carbon | Contact Brett for more information |
| Brett 5-Star Sustainability Rating | =3 |

Early Life and Maintenance

Once your paving has been installed, you may notice some changes to its appearance in the first few days and weeks. These visual changes can be due to a number of reasons originating from the concrete and/or the manufacturing or installation method. Many of these will simply weather away, including:

| | |
|----------------------|--|
| Efflorescence | The ongoing chemical reaction within the concrete which provides its strength can produce calcium carbonate (a white powdery residue) which may appear on the surface of products. This temporarily lightens the product |
|----------------------|--|

| | |
|-------------------------------------|--|
| | but will typically weather away without reoccurrence. |
| Porosity | Concrete continues to cure for many years after manufacture. Whilst this happens and usually during its initial life, a level of porosity may exist where some product retains water, giving a damp appearance. This will diminish as the concrete continues to harden as the product dries out. |
| Aged and distressed products | For certain products, we distress the edges to offer an aged appearance and enhance the character of the paving. A dusty residue can be left on the blocks. This will weather away. |
| Differential Curing | Dark patches occasionally appear on the surface of concrete products. This may be differential curing and is caused by varying moisture levels within the flag drying at different rates. Like efflorescence, given time and the natural weathering process, these patches will become less visible. |
