



built on relationships

Gardens & Drives

A PAVING COLLECTION

brettlandscaping.co.uk

The UK's largest independent manufacturer of garden and driveway paving products.

Our products are manufactured from high-quality concrete, porcelain or ethically sourced natural stone and are designed to enhance any outside space with beautiful products, including block paving, paving slabs and kerb systems. Brett makes it all simple. We believe in delivering what we say every time; to promote your outside experiences and infinite possibilities.

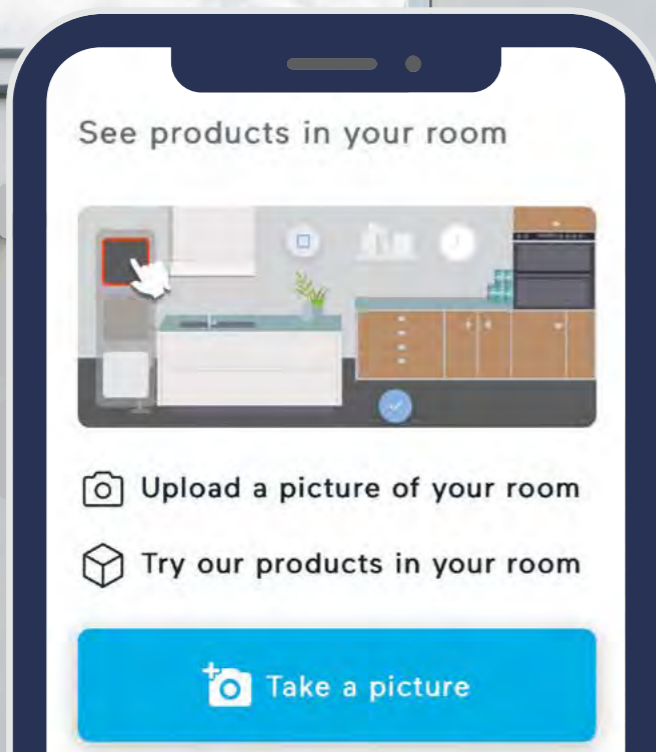
Brett. Expect Exceptional.





SEE ME IN YOUR SPACE PAVESCAPE

Capture it. Transform it.



Transform your outdoor space into something extraordinary with our paving visualiser tool!



How it works.

Don't just imagine the possibilities, experience them with our Visualiser tool.

Our PaveScape visualiser lets you see it all before making any decisions. It's the ultimate tool to ensure that your garden or driveway reflects your style and personality. Don't just imagine the possibilities, experience them with PaveScape.



01. LAUNCH PAVESCAPE

To get started with PaveScape, simply open the tool on your mobile by scanning our PaveScape QR code or access PaveScape via our website.



02. PHOTOGRAPH YOUR SPACE

Upload a picture of your patio or drive, preferably with a clear view of the outside space you wish to pave. Alternatively, you can use one of our preset gardens or driveway scenes.



03. FIND A PRODUCT YOU LOVE

View different paving options in your garden or driveway. Swap to see other styles, share or save your image, and see how Brett Landscaping products can transform your outside space.



04. FIND YOUR INSTALLER OR STOCKIST

Once you have found your perfect paving, the next step is to find a Brett Approved Installer or Stockist. This will allow you to purchase your desired product and view it in person before installation.



Scan to explore our visualiser and watch your outside space come alive with our beautiful paving products!





Regatta Autumn Gold

| DRIVES | PAGE |
|--|-----------|
| DRIVES CONTENTS | 52 - 53 |
| AGGTECH® & CHROMABLOCK TECHNOLOGY | 54 - 55 |
| INVICTA | 56 - 59 |
| INVICTA FLOW | 60 - 61 |
| SIGMA | 62 - 63 |
| LUGANO | 64 - 67 |
| LUGANO FLOW | 68 - 69 |
| AURA | 70 - 73 |
| ALPHA | 74 - 75 |
| ALPHA FLOW | 76 - 77 |
| BETA | 78 - 79 |
| REGATTA | 80 - 83 |
| DELTA | 84 - 85 |
| OMEGA | 86 - 87 |
| OMEGA FLOW | 88 - 89 |
| ACCESSORIES | PAGE |
| ACCESSORIES CONTENTS | 90 |
| GARDEN EDGINGS | 90 |
| PORCELAIN PLANKS | 91 |
| PORCELAIN WALLING | 92 - 93 |
| KERBS | 94 - 95 |
| FURTHER INFORMATION | PAGE |
| FURTHER INFORMATION CONTENTS | 96 |
| PAVESCAPE VISUALISER | 96 |
| UNDERSTANDING PAVING COLOURS | 97 |
| WHERE TO BUY | 98 |
| SUSTAINABILITY | 99 |
| WHY BECOME A BRETT APPROVED INSTALLER? | 100 - 101 |
| PRODUCT INFORMATION | 102 - 109 |
| GOOD TO KNOW | 110 - 111 |

Contents

| GARDENS | PAGE |
|----------------------------|---------|
| PORCELAIN PRODUCT SELECTOR | 14 - 15 |
| EDEN LIMESTONE PORCELAIN | 16 - 19 |
| EDEN SANDSTONE PORCELAIN | 20 - 23 |
| ELEGANTE QUARTZ PORCELAIN | 24 - 27 |
| SIERRA STONE PORCELAIN | 28 -29 |
| ECLIPSE PORCELAIN | 30 - 33 |
| DECOR PORCELAIN | 34 -37 |
| RIPPLED LIMESTONE | 38 - 41 |
| RIVEN SANDSTONE | 42 - 45 |
| CHAUCER | 46 |
| MELTONE | 47 |
| BROADWAY ECONOMY | 48 |
| QUORNDON | 49 |
| STAMFORD | 50 |
| STAMFORD ULTRA | 51 |

How to buy.

To ensure a seamless quality service, we only trust our products to be supplied through a national network of builders' merchants and accredited Brett Approved Installers. With access to the full portfolio of our products, they can help you to make an informed product selection.

You can also purchase a selection of our products direct from our Paving Outlet at www.clearancepaving.co.uk.

Display stands are available at your local stockist to showcase our product, although we recommend contacting your local branch before visiting to ensure your product is on display. If the product isn't on show, your local Brett stockist can organise a sample to be ordered. For more information, see page 96.

STEP 1

GET INSPIRED

Visit the 'Inspirations' section on our website to view a portfolio of Brett Approved Installer driveway and garden installations.

STEP 2

SELECT YOUR BRETT PRODUCT

We're committed to providing you with a range of high-quality paving products, including concrete block paving, porcelain paving and natural stone.

STEP 3

FIND A BRETT APPROVED INSTALLER, STOCKIST OR VISIT OUR PAVING OUTLET

Visit brettlandscaping.co.uk to find a Brett Approved Installer near you, shop online via clearancepaving.co.uk or alternatively, visit a stockist to purchase your product direct.

STEP 4

YOU'RE IN GOOD HANDS

Once your installation is complete, you'll receive a 5 Year Installation Guarantee from your Brett Approved Installer and a free 10-Year Product Guarantee from Brett when installed by a Brett Approved Installer.

Why use a Brett Approved Installer (BAI)

Providing you with that all-important peace of mind, our nationwide network of Brett Approved Installers (BAIs) is experienced in the craft of installing our products, and their workmanship is rigorously assessed and monitored, so you know your Brett driveway or patio will be installed to the highest standards.

All Brett Approved Installers have access to the latest technical and support services offered by Brett and so can easily help with product choice, design, logistics, British Standard queries and all other aspects of your project.



Expert Advice & Design Consultation



Quality Assessed Installers



5 Year Installation Guarantee



10 Year Product Guarantee



How do I find a Brett Approved Installer near me?

Visit our 'Find an Installer' page at brettlandscaping.co.uk, enter your postcode and search within your local area for the BAI that best meets your project needs.



Premier Brett Approved Installer, ALS Landscaping

Our guarantee to you.


We always recommend choosing a Brett Approved Installer to carry out your installation. All our installers meet, or exceed, approved British Standards. When choosing a BAI you will receive the following product & installation guarantees to give you peace of mind.

Brett Approved Installer 5 Year Installation Guarantee

Only your Brett Approved Installer can provide you with a 5 year Installation Guarantee, so on completion of the project, you have the complete peace of mind. Your Approved Installer will also register your installation and product details directly onto our website – so you don't have to. All you need to do is verify the installation and products you chose are all as they should be.

Brett 10 Year Product Guarantee

Once your Brett Approved Installer has submitted your project information, we'll automatically send you a personalised email with log-in details to access the Guarantee Portal on our website. Simply verify the Brett products installed, privately rate the service you've received from your Brett Approved Installer and download your 10 Year Product Guarantee. Then, just sit back and enjoy your beautifully installed and fully guaranteed paving products from Brett Landscaping.



Eden Sandstone Autumn Blend installed by ALS Landscaping



"Joining the Brett Approved Installer scheme has been a game-changer for our business. The accreditation builds trust with customers, the support from Brett is always reliable, and the guarantees give real peace of mind. If you engage with the scheme, it will genuinely help grow your business and strengthen client confidence."

– Addam Smith, ALS Landscaping



Gardens

Your garden is a place for relaxation, to entertain, for the children to play, to escape the everyday. Landscaping your garden can mean many things to different people, from a tranquil lush green haven, to a more contemporary affair with structural planting, gravels and linear styling.

Whatever your taste, Brett Landscaping can create your wildest ideas with wonderful products to complement the colours, textures and style of your garden foliage and your home. Even the smallest areas can be enhanced by our landscaping products, to provide a sense of clear space, drawing focus to specific features, or to provide colour and textural contrast.

Pricing Indicator for Paving Products

££££ £££ ££ £

Luxury Premium Classic Standard

Product price indicators are for reference only. Prices are available on request from your local Brett Stockist.

5-Star Product Sustainability Rating.

Understanding a product's sustainability credentials is important in landscaping designs. All products manufactured by Brett Landscaping have been awarded a sustainability rating, which you'll find displayed on the product pages of our literature and website.

- ☆ 100% Recyclable product.
- ☆☆ 1 Star + Recycled packaging
- ☆☆☆ 2 Stars + packaging contains 30% recycled content and harvested water used.
- ☆☆☆☆ 3 Stars + paving product offers a flood prevention solution.
- ☆☆☆☆☆ 4 Stars + renewable energy used and product contains recycled materials.

For further information on our sustainability credentials visit www.brettlandscaping.co.uk/sustainability

| GARDENS | PAGE |
|-----------------------------|---------|
| PORCELAIN PRODUCT SELECTOR | 14 - 15 |
| EDEN LIMESTONE PORCELAIN | 16 - 19 |
| EDEN SANDSTONE PORCELAIN | 20 - 23 |
| ELEGANTE QUARTZ PORCELAIN | 24 - 27 |
| SIERRA STONE PORCELAIN | 28 - 29 |
| ECLIPSE PORCELAIN | 30 - 33 |
| DECOR PORCELAIN | 34 - 37 |
| RIPPLED LIMESTONE | 38 - 41 |
| RIVEN SANDSTONE | 42 - 45 |
| CHAUCER | 46 |
| MELTONE | 47 |
| BROADWAY ECONOMY & QUORNDON | 48 |
| QUORNDON | 49 |
| STAMFORD | 50 |
| STAMFORD ULTRA | 51 |



Chaucer Charcoal

Concrete Paving

Durable, precision-engineered solutions to suit a wide range of projects.

- More control over colour and dimensions than natural stone paving
- High-quality, engineered products
- Extensive range of colours and textures
- Accessories available such as kerbs and edgings

➔ See brettlandscaping.co.uk for more information

Porcelain Paving


A low-maintenance, long-lasting solution to modern day garden paving.

- Long-lasting beauty
- 20mm thickness, strong, durable and slip-resistant
- Low-maintenance and resistant to everyday staining
- Quality and performance tested

Brand you can trust, product you can trust, quality you can trust.



Eden Limestone Porcelain Fawn



Rippled Limestone Yellow

Natural Stone Paving

Specially selected classic natural stone to enrich your outdoor space with warmth and quality.

- Each piece is unique especially in colour
- Wide variety of colours and textures
- Responsibly sourced products

➔ See brettlandscaping.co.uk for more information

Porcelain product selector.

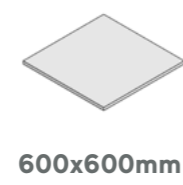
Here's a colour guide to our porcelain paving ranges, from warm traditional hues to cool contemporary tones, we've got you covered.

There are a multitude of external porcelain and ceramic paving options now available in the market. But not everything's the same. Manufactured to a premium quality, our porcelain paving creates a stylish outside space that's an extension of your home.

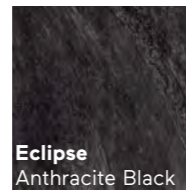
Note: Swatches and illustrations are for visual reference only. Shade variation between products is to be expected as Brett's porcelain paving mimics the natural variances of stone. Please keep in mind, product colours in lifestyle photography may appear lighter or darker due to weather conditions.



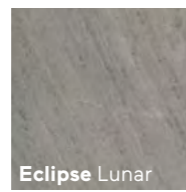
→ All of our supporting information on our Porcelain paving ranges is available at brettlandscaping.co.uk.



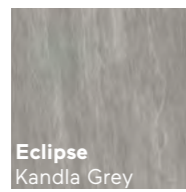
600x600mm



Eclipse Anthracite Black




Eclipse Lunar



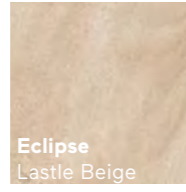
Eclipse Kandla Grey




Decor Mosaic Grey



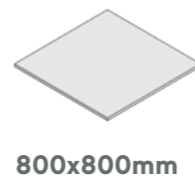
Eclipse Dunstone



Eclipse Lastle Beige




Eclipse Pulsar



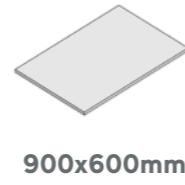
800x800mm



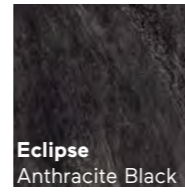
Eden Limestone Mink



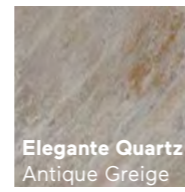
Eden Limestone Fawn




900x600mm




Eclipse Anthracite Black



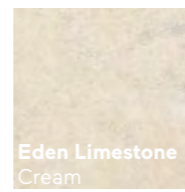
Elegante Quartz Antique Greige




Sierra Stone Grey



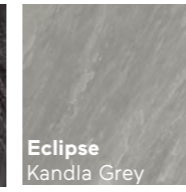
Sierra Stone Beige




Eden Limestone Cream




Decor Carrara Marble




Eclipse Kandla Grey




Eclipse Lunar



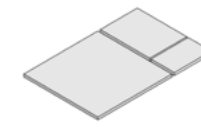
Eclipse Lastle Beige



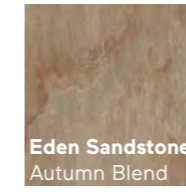
Eclipse Dunstone



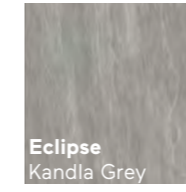
Eclipse Pulsar



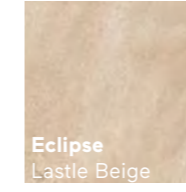
Mixed Size Pack



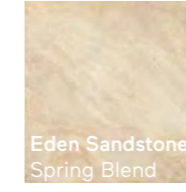
Eden Sandstone Autumn Blend



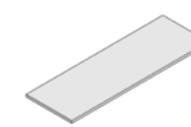
Eclipse Kandla Grey



Eclipse Lastle Beige




Eden Sandstone Spring Blend



1200x400mm




Elegante Quartz Greige



1200x600mm




Eden Limestone Mink




Eden Limestone Fawn




600x300mm Walling



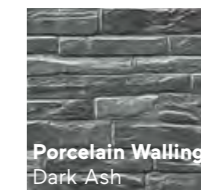
Porcelain Walling Ice Blend



Porcelain Walling Desert Sand



Porcelain Walling Steel Ember



Porcelain Walling Dark Ash



Top tip

Want to explore the benefits of our Porcelain Paving ranges further? Take a look at our 'Why Choose Brett Porcelain?' booklet!



Gardens

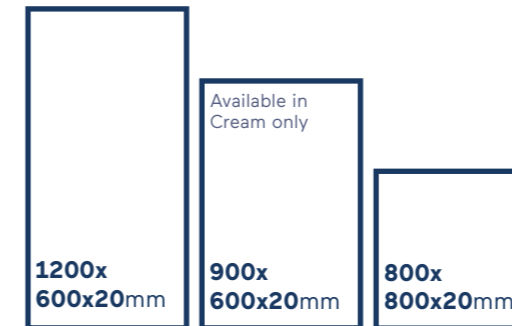
Porcelain Paving

Luxury

Eden Limestone Porcelain

Natural patterning and earthy colour tones for a timeless look.


The sophisticated, warm palette of Eden Limestone Porcelain will evoke the sun-drenched charm of the Mediterranean in your own garden, while still being subtle enough to work well with modern homes. With many homeowners looking to bring themselves closer to nature, Eden Limestone's natural qualities are an elegant solution. The 900 x 600 limestone in Cream porcelain has a subtle fine texture and a different origin of manufacture to the other colours.




See pages 102 - 109 for pack information



SEE ME IN YOUR SPACE
PAVESCAPE
Capture it. Transform it.



Cream
Available in 900x600mm only.



Fawn



Mink





Gardens

Porcelain Paving

Luxury

Eden Sandstone Porcelain

Showcasing the timeless aesthetics of natural sandstone.

The warm and welcoming colour options are particularly well suited for creating an attractive, outdoor retreat – one which you won't want to keep hidden for long. Completing the look, the replication of the natural fissures within the variegated patterning are sure to uplift any garden space. Take advantage of mixed-size patio packs for a more traditional sandstone design, and introduce a truly romantic ambience to your garden.




Mixed
Patio Pack


See pages 102 - 109 for pack information



SEE ME IN YOUR SPACE
PAVESCAPE
Capture it. Transform it.



Autumn Blend Patio Pack



Spring Blend Patio Pack





Gardens

Porcelain Paving

Premium

Elegante Quartz Porcelain

Beautifully replicating the fine-veined effect of natural quartz.

The tasteful colour palette offered by Greige delivers a contemporary, understated look, able to uplift both modern and traditional homes with its premium qualities. Enhance your outdoor space by using Elegante Quartz as a stunning centrepiece. Alternatively, you could combine it with Aura cobbled paving for a perfect blend of contemporary and traditional styles.

The 900 x 600mm Antique Greige paving replicates the wonderful texture of quartz but with blended, bronzed tones, adding warmth and depth to your garden design.


Available in Greige only

**1200x
400x
20mm**


Available in Antique Greige only

**900x
600x20mm**

See pages 102 - 109 for pack information



Greige
(Available in 1200 x 400mm only)



Antique Greige
(Available in 900 x 600mm only)

Top tip

To create a modern meets rustic design, consider adding Aura Block Paving (page 68) to the borders of your patio.





Gardens

Porcelain Paving


Premium

Sierra Stone Porcelain

Adds timeless elegance and character with a unique wavy edge design.

Bring timeless elegance to your garden with Sierra Stone Porcelain Paving. This 900x600mm porcelain slab features a distinct, distressed wavy edge detail, adding character and charm to any patio or outdoor setting. With its lightly textured, mottled surface, Sierra Stone Porcelain mimics the look of natural stone while providing the durability and low-maintenance benefits of porcelain.


The beige shade adds a welcoming, sunlit warmth, ideal for Mediterranean-inspired or rustic settings. The grey, on the other hand, offers a sleek, modern look that pairs beautifully with minimalist or contemporary designs. Whatever your style, Sierra Stone Porcelain Paving will elevate your outdoor space, creating a beautiful foundation for your garden retreat.



See pages 102 - 109 for pack information



SEE ME IN YOUR SPACE
PAVESCAPE
Capture it. Transform it.



Beige



Grey



Gardens

Porcelain Paving

Classic

Eclipse Porcelain


Timeless versatility. Our core porcelain collection.

From striking patios to your dream outdoor kitchen, the Eclipse range features six individual aesthetics, and has the potential to inject luxury into your outside space, whilst maintaining your budget. From the established favourite Kandla Grey, to the warmth of Lastle Beige, there's a design to suit your style. The elegant paving aesthetics can create a coordinated finish for your garden, blurring the line between indoor and outdoor living.



SEE ME IN YOUR SPACE
PAVESCAPE
Capture it. Transform it.

See pages 102 - 109 for pack information




Anthracite Black




Kandla Grey




Lastle Beige



Dunstone



Lunar



Pulsar





Gardens

Porcelain Paving

Luxury

Decor Porcelain

Elegant paving for unique patios and garden features.

Add a touch of elegance to your outdoor space with the Carrara Marble porcelain slab. The super chic Carrara Marble really is a statement piece and looks fantastic incorporated within outdoor kitchen and dining areas or swimming pool designs. Alternatively if you're looking for a romantic ambience, the soft hues of Mosaic Grey and detailed patterning adds character and charm to your outdoor space. Decorative porcelain is great for patios, adding focal points or creating a peaceful garden nook.

Available in Carrara Marble only
900x600x20mm

Available in Mosaic Grey only
600x600x20mm

See pages 102 - 109 for pack information



SEE ME IN YOUR SPACE
PAVESCAPE
Capture it. Transform it.



Carrara Marble
(Available in 900x600x20mm only)



Mosaic Grey
(Available in 600x600x20mm only)





Gardens

Natural Stone

Classic

Rippled Limestone


Capturing natural warmth and rustic charm for any outdoor area.

Black's soothing tones offer a cool vibe, while Yellow's warm, varied tones and patterns enhance the rustic appeal. Regardless of the colour chosen, this product's distinctive tones create a unique identity for your garden. Plus, the selection of single and mixed-size patio packs makes reaching your design aspirations easier.

- Mixed size patio packs
- Single size packs
- See pages 102 - 109 for plan sizes & pack information



Black



Yellow

Rippled Limestone Yellow

GARDENS

PORCELAIN PRODUCT SELECTOR

EDEN LIMESTONE PORCELAIN

EDEN SANDSTONE PORCELAIN

ELEGANTE QUARTZ PORCELAIN

SIERRA STONE PORCELAIN

ECLIPSE PORCELAIN

DECOR PORCELAIN

RIPPLED LIMESTONE

RIVEN SANDSTONE

CHAUCER & MELTONE

BROADWAY ECONOMY & QUORNDON

STAMFORD & STAMFORD ULTRA





Gardens

Natural Stone


Classic

Riven Sandstone


Characterful colours to create the feel of an English country garden.

From the robust, autumnal shades of Mint and Camel Buff, through to the cooler and more delicate tones of Raj Blend and Kandla Grey, these natural shades and patterns give your patio a unique look and feel. Varying piece to piece, the distinctive colours will take on a new charm in each individual setting, providing an almost antique aesthetic. The organic feel of Riven Sandstone is perfectly matched for individuals looking to achieve a setting that compliments the surrounding nature of their home, ticking all the boxes for a romantic English country garden.


- Mixed size patio packs
- Single size packs
- See pages 102 - 109 for plan sizes & pack information




Raj Blend



Mint



Kandla Grey



Camel Buff

Top tip

For the look of Riven Sandstone combined with the durability and ease of maintenance offered by porcelain, try Eden Sandstone Porcelain paving (see page 20).





Gardens

Concrete Paving


Classic

Chaucer

A cost-effective yet visually appealing patio solution.

Whether you're envisioning a charming patio, winding pathways through your garden, or a series of elegant stepping stones, Chaucer paving provides a practical and versatile solution. Its narrow joints contribute to a more polished look, enhancing the overall aesthetics of your design. It's not just a paving solution; it's a canvas for your creative outdoor vision, allowing you to reclaim and redefine your outdoor space with style and functionality.


- 600 x 600 x 35mm plan size
- 450 x 450 x 32mm plan size
- See pages 102 - 109 for plan sizes & pack information



Buff



Charcoal



Natural



Chaucer Charcoal



Gardens

Concrete Paving

Classic

Meltone

Achieve the premium elegance of granite at a fraction of the cost.

A contemporary garden slab that emulates the appearance of granite. Meltone boasts a lightly textured, slip-resistant surface for added safety. Offered in a single, stylish silver-grey colour, accented with black flecks that lend it a distinctive charm. With its neutral grey visuals, Meltone is particularly well-suited for designs that seek a crisp, modern appearance.

- 600 x 600 x 35mm plan size
- 450 x 450 x 32mm plan size
- Complementary Meltone Kerb available see page 95
- See pages 102 - 109 for plan sizes & pack information



Black Fleck



Meltone Black Fleck

GARDENS

PORCELAIN PRODUCT SELECTOR

EDEN LIMESTONE PORCELAIN

EDEN SANDSTONE PORCELAIN

ELEGANTE QUARTZ PORCELAIN

SIERRA STONE PORCELAIN

ECLIPSE PORCELAIN

DECOR PORCELAIN

RIPPLED LIMESTONE

RIVEN SANDSTONE

CHAUCER & MELTONE

BROADWAY ECONOMY & QUORNDON

STAMFORD & STAMFORD ULTRA



Gardens

Concrete Paving


Standard

Broadway Economy


Durable, riven or smooth concrete paving suitable for utility areas.

Offered in either a riven or smooth finish and available in two different sizes, this cost-effective concrete paving flag is a practical choice for utility areas like shed bases and hard standing areas. While we do not recommend it for patios, it excels in outdoor utility applications.*


- 600 x 600 x 32mm plan size
- 450 x 450 x 32mm plan size
- See pages 102 - 109 for plan sizes & pack information



Riven Charcoal



Riven Buff



Buff Smooth



Riven Natural



Natural Smooth



Broadway Economy Riven Charcoal

*Aesthetic finish may vary.



Gardens

Concrete Paving


Classic

Quorndon


A subtly riven surface with excellent durability.

Quorndon features a riven surface, enhancing its durability and providing excellent non-slip properties. Its gently textured finish and colour variations make it an ideal choice for robust utility paving and patio areas. Additionally, Quorndon offers versatility with three available sizes to suit your specific needs.*


- 600 x 600 x 35mm plan size
- 600 x 300 x 35mm plan size
- 450 x 450 x 35mm plan size
- See pages 102 - 109 for plan sizes & pack information



Buff



Natural



Quorndon Buff

*Aesthetic finish may vary.

GARDENS

PORCELAIN PRODUCT SELECTOR

EDEN LIMESTONE PORCELAIN

EDEN SANDSTONE PORCELAIN

ELEGANTE QUARTZ PORCELAIN

SIERRA STONE PORCELAIN

ECLIPSE PORCELAIN

DECOR PORCELAIN

RIPPLED LIMESTONE

RIVEN SANDSTONE

CHAUCER & MELTONE

BROADWAY ECONOMY & QUORNDON

STAMFORD & STAMFORD ULTRA



Gardens

Concrete Paving

Standard

Stamford

Economy wet cast concrete slabs designed to provide outstanding value.

Stamford flags are designed with DIY enthusiasts in mind, featuring edge details that facilitate quick and easy installation with narrow joints. Featuring a detailed riven surface, Stamford offers straightforward fitting and exceptional value, making it an excellent choice for those seeking modern paving for patios, paths and utility areas.*

- 600 x 600 x 32mm plan size
- 450 x 450 x 32mm plan size
- See pages 102 - 109 for plan sizes & pack information




Buff



Natural



Charcoal



Stamford Buff

*Aesthetic finish may vary.



Gardens

Concrete Paving

Standard

Stamford Ultra


A softly rippled texture for understated and simple designs.

Stamford Ultra's added texture suits delicate design goals, adding charm and functionality to your outdoor space. By incorporating statement seating and potted plants, you can infuse a comfortably lived-in feel into your garden. Stamford Ultra blends practicality and style seamlessly, making it an excellent choice for domestic utility paving.*

- 450 x 450 x 32mm plan size
- See pages 102 - 109 for plan sizes & pack information




Buff



Natural



Charcoal



Stamford Ultra Natural

*Aesthetic finish may vary

GARDENS

PORCELAIN PRODUCT SELECTOR

EDEN LIMESTONE PORCELAIN

EDEN SANDSTONE PORCELAIN

ELEGANTE QUARTZ PORCELAIN

SIERRA STONE PORCELAIN

ECLIPSE PORCELAIN

DECOR PORCELAIN

RIPPLED LIMESTONE

RIVEN SANDSTONE

CHAUCER & MELTONE

BROADWAY ECONOMY & QUORNDON

STAMFORD & STAMFORD ULTRA

Drives

A driveway isn't simply a place for your car, it's the entrance to your home. It should be inviting, impactful, stylish and complementary to the aesthetics of your home. It can add value to your property, presenting that all-important kerb appeal.

Speaking of which, our kerbs are as attractive as the rest of our products. Simply, the Brett Landscaping driveway paving product range will help your home create a striking first impression. Our blocks come in different depths for different uses, but for driveways that are used to accommodate normal family cars, we'd recommend our 'light usage' range of 50mm and 60mm blocks. Speak to one of our Brett Approved Installers to ensure you have the correct product for your application.

Pricing Indicator for Paving Products

££££ £££ ££ £

Luxury Premium Classic Standard

Product price indicators are for reference only. Prices are available on request from your local Brett Stockist.

5-Star Product Sustainability Rating.

Understanding a product's sustainability credentials is important in landscaping designs. All products manufactured by Brett Landscaping have been awarded a sustainability rating, which you'll find displayed on the product pages of our literature and website.

- ☆ 100% Recyclable product.
- ☆☆ 1 Star & recycled packaging.
- ☆☆☆ 2 Stars & packaging contains 30% recycled content and harvested water used.
- ☆☆☆☆ 3 Stars & paving product offers a flood prevention solution.
- ☆☆☆☆☆ 4 Stars & renewable energy used and product contains recycled materials.

For further information on our sustainability credentials visit www.brettlandscaping.co.uk/sustainability



Sigma Urban Bronze

| CONTENTS | PAGE |
|-----------------------------------|---------|
| AGGTECH® & CHROMABLOCK TECHNOLOGY | 54 - 55 |
| INVICTA | 56 - 59 |
| INVICTA FLOW | 60 - 61 |
| SIGMA | 62 - 63 |
| LUGANO | 64 - 67 |
| LUGANO FLOW | 68 - 69 |
| AURA | 70 - 73 |
| ALPHA | 74 - 75 |
| ALPHA FLOW | 76 - 77 |
| BETA | 78 - 79 |
| REGATTA | 80 - 83 |
| DELTA | 84 - 85 |
| OMEGA | 86 - 87 |
| OMEGA FLOW | 88 - 89 |

Block paving


We've seen concrete block paving evolve over the years to become one of the UK's most popular landscaping solutions. Not only do they offer a robust, easy-to-install solution for your driveway paving, but come in an extensive range of colours, textures, and sizes that can be used to create any design, from contemporary to traditional.

Moreover, our blocks are designed for easy sectional removal, making repairs a breeze. We're committed to providing quality products that are easy to install, maintain, and repair.


Our concrete blocks are available as single size packs or TRIO Packs. A TRIO pack includes a combination of three sizes, which helps to create a more natural, varied pattern in your paving project.

Let us help you create the perfect entrance to your home with our top-quality block paving solutions.

➔ See brettlandscaping.co.uk for more information



Aura Silver Fleck and Bronze Fleck



Invicta Flow Moonstone, Onyx & Pearl

Permeable paving

Helping towards the environmental stability of our planet is now more important than ever, and homeowners are taking the initiative, helping to combat flooding by reducing the amount of run off rainwater from their gardens. Brett Landscaping offers a number of block products to help homeowners design a driveway that combine attractive design with effective surface water drainage. You can also add further interest by including our permeable gravels to your design, helping you meet the standards set by your Local Authority. As a homeowner, you now have a legal obligation to avoid surface water draining onto public highways from your property if the area exceeds the parameters allowed – specifically 5m². For further guidance, contact our customer service team who'll be delighted to help you.


➔ See brettlandscaping.co.uk for more information

Invicta block paving designed with AggTech® Technology.

Beautifully engineered, the Brett Invicta range uses a specially formulated surface layer, AggTech®, which has been developed to deliver high performance with a stunning, individual aesthetic.

Invicta has been developed to perform, using only the highest-quality materials. You'll appreciate its distinctive sparkle, and the colours in its range have been specifically developed to complement each other, enabling a flexibility of design like nothing else.

To ensure its long-life structural performance, Invicta's AggTech® surface layer includes more cement, a higher concentration of pigment for richer, more defined tones, and a finer cut of premium, specialist aggregates. Formed in unison to the coarse, robust sub-layer which contains 15% recycled content, results in an extremely strong and secure bond for the life of the paving. Its surface layer is extremely hardwearing enabling it to shrug-off extreme weather and retain its vivid, brighter colours.



Invicta Citrine, Moonstone, Pearl & Onyx



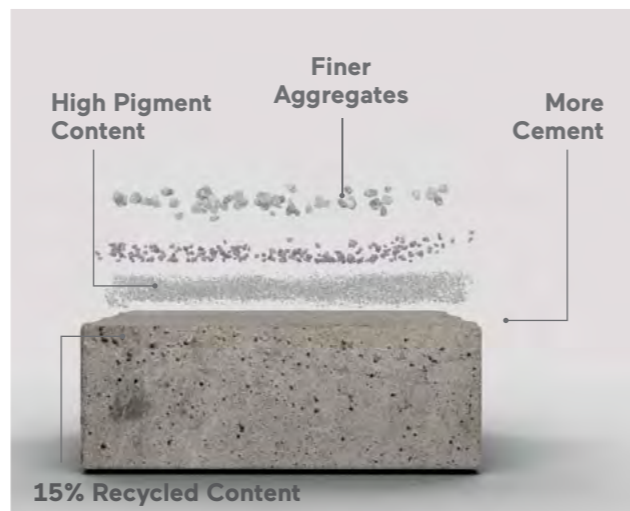
ChromaBlock. Vibrant colours, Built to last.

Transform your paving projects with ChromaBlock's advanced technology, designed to enhance the depth and vibrancy of every block.

Designed to intensify every hue, ChromaBlock technology brings out rich, radiant colours that add life to any landscape. Engineered to give products long-lasting durability and visual impact, Chromablock technology gives our paving solutions more than just strength - they deliver style and sophistication. Whether it's a driveway, patio, or public space, ChromaBlock technology enhances block paving, delivering stunning, fade-resistant colours that make a lasting impression.



Tough and beautiful for longer.



SIGMA BLOCK PAVING CRAFTED WITH CHROMABLOCK TECHNOLOGY
(see page 62)



Sigma Urban Bronze



Drives

Block Paving

Luxury

Invicta

An innovative masterpiece with its pioneering AggTech® surface layer.

Crafted from premium aggregates, Invicta adds a unique sparkle and texture that sets it apart from ordinary concrete block paving products. With four complementary colours that effortlessly combine, your driveway will radiate an exceptional charm. The AggTech® surface layer not only offers superior durability but also ensures the highest level of slip resistance. Invicta comes in 6 versatile sizes, including a mixed size TRIO pack, in both 60mm and 80mm thicknesses. This versatility caters to a wide range of requirements and design preferences, it's no wonder it's our most popular driveway paving. With its remarkable qualities, Invicta promises to transform your property, giving your home a distinctive and stunning appearance.

- 60mm and 80mm TRIO mixed size packs
- 60mm and 80mm single size packs
- Complementary Meltone Kerb see page 95
- See pages 102 - 109 for plan sizes & pack information

→ See brettlandscaping.co.uk for more information



Onyx



Moonstone



Pearl



Citrine

PLEASE NOTE: Some items shown are made to order. Check the Trade Guide for further information.

Invicta Moonstone, Onyx & Pearl





Drives

Block Paving

Luxury

Invicta Flow

A seamless blend of aesthetics and effective permeable drainage.

Invicta Flow inherits the [AggTech®](#) surface layer from our Invicta range while introducing an innovative nib design for a sustainable drainage solution. With Invicta Flow, you don't have to compromise on beauty for functionality. It boasts a captivating finish, complete with its distinctive sparkle, premium texturing, and enticing colour choices. Available in a 200 x 100mm plan size, in both 60 and 80mm thicknesses, Invicta Flow excels in slip resistance and durability. It's a permeable paving solution designed to stand the test of time.

- 60mm and 80mm single size packs
- Complementary Meltone Kerb available see page 95
- See pages 102 - 109 for plan sizes & pack information

➔ See brettlandscaping.co.uk for more information



Onyx



Moonstone



Pearl



Citrine

PLEASE NOTE: Some items shown are made to order. Check the Trade Guide for further information.



Drives

Block Paving

Luxury


Sigma

A contemporary block paving infused with ChromaBlock Technology.

Enhance your outdoor space with the contemporary elegance of Sigma Block Paving. Crafted with innovative ChromaBlock Technology, Sigma showcases rich, radiant colours that bring life to any landscape. This advanced technology accentuates Sigma's three unique shades - Urban Slate, a refined multi-tonal grey; Urban Bronze, an eye-catching mix of greys and bronzes; and Urban Midnight, a rich, sophisticated black that adds striking contrast, offering a bold yet elegant colour palette that sets your outside space apart.

With sizes in 300x100x60mm and 600x200x80mm, Sigma is as versatile as it is stylish, suitable for creating intricate patterns or expansive, uniform surfaces that bring a modern edge to any home. Engineered for durability and exceptional visual impact, Sigma is built not just for strength but for style and sophistication, with fade-resistant colours that stand the test of time.

- 60mm and 80mm single size packs
- See pages 102 - 109 for plan sizes & pack information



Urban Bronze



Urban Slate



Urban Midnight

PLEASE NOTE: Some items shown are made to order. Check the Trade Guide for further information.

Sigma Urban Slate

DRIVES

AGGTECH®
& CHROMABLOCK
TECHNOLOGY

INVICTA

INVICTA FLOW

SIGMA

LUGANO

LUGANO FLOW

AURA

ALPHA

ALPHA FLOW

BETA

REGATTA

DELTA

OMEGA

OMEGA FLOW



Drives

Block Paving

Premium

Lugano

Showcasing the timeless beauty of natural granite.


Lugano's contrasting cool shades, with their vibrant shot blast finish, create a driveway of distinctive character and dimension. Whether used individually or combined, they form stunning driveways, pathways, and borders. The fresh grey tones in this range offer a clean, minimalistic style, while the Rosa shade adds a subtle pop of colour when blended into your design. Lugano comes in single-size packs and TRIO mixed-size packs, offering versatile design possibilities. Its durable, textured surface ensures high slip resistance, making it both stylish and functional.

- 60mm and 80mm TRIO mixed size packs
- 80mm single size packs
- See pages 102 - 109 for plan sizes & pack information

→ See brettlandscaping.co.uk for more information



Graphite Grey



Misty Grey



Rosa

Trending

Lugano is a cost-effective choice when looking to achieve a premium granite look for your driveway.





Drives

Block Paving

Premium

Lugano Flow

Showcasing premium granite with innovative water drainage.

This eco-friendly feature helps to avoid everyday flooding and excess surface water by releasing it back into the environment in a controlled, sustainable way. Available in a 200 x 100mm plan size, in both 60 and 80mm thicknesses, Lugano Flow does not compromise the contemporary vision of the Lugano range, offering you a permeable paving solution that will complement your home. The cool, refreshing tones blend seamlessly with a touch of eye-catching Rosa, creating a visually stunning combination.

- 60 and 80mm single size packs
- See pages 102 - 109 for plan sizes & pack information

→ See brettlandscaping.co.uk for more information



Graphite Grey



Misty Grey



Rosa

PLEASE NOTE: Some items shown are made to order. Check the Trade Guide for further information.



Drives

Block Paving

Premium

Aura

A charming courtyard look with subtle granite sparkle.

Enhance your outdoor space with Aura Paving, a tumbled, riven block paving that has a sparkle reminiscent of traditional granite's premium finish. Featuring two distinctive colour options, choose Bronze Fleck to accentuate a rustic, cobbled-street charm, or opt for Silver Fleck for a neutral, versatile style that complements a variety of properties. Regardless of your choice, Aura infuses your driveway and garden spaces with period charm and character, creating an alluring old-world ambiance.

- 114 x 114 x 60mm plan size
- 114 x 171 x 60mm plan size
- See pages 102 - 109 for plan sizes & pack information

→ See brettlandscaping.co.uk for more information



Bronze Fleck



Silver Fleck

Did you know?

Aura block paving is a popular choice for both driveway and garden designs, and is often used alongside porcelain to create a blend of traditional and contemporary aesthetics.





Drives

Block Paving

Classic

Alpha


A versatile, timeless choice with antique stone elegance.

Alpha block paving offers a classic, distressed look inspired by antique stone, making it a popular choice for any property. Its traditional aesthetic exudes enduring style, welcoming you home with every return. With a range of popular colours, from warm Autumn Gold to cool Charcoal, you can effortlessly match your home's architecture. Alpha goes beyond the ordinary. With multiple shades and sizes available, you can experiment with creative outlines and designs. Alpha is the essential choice for homeowners looking to enhance their driveway.


- 50mm single size packs available in Autumn Gold, Charcoal & Silver Haze
- 60mm and 80mm single size packs available in all colours
- 50mm and 60mm TRIO mixed size packs available in Autumn Gold, Brindle, Charcoal and Silver Haze
- Complementary Alpha Kerbs and Drivestyle Kerbs see page 94 - 95
- See pages 102 - 109 for plan sizes & pack information




Autumn Gold **S T**




Burnt Oak **S**



Brindle **S T**



Charcoal **S T**



Silver Haze **S T**

- S** Single size packs
- T** TRIO mixed size pack

Alpha Burnt Oak and High Kerb Charcoal

DRIVES

AGGTECH®
& CHROMABLOCK
TECHNOLOGY

INVICTA

INVICTA FLOW

SIGMA

LUGANO

LUGANO FLOW

AURA

ALPHA

ALPHA FLOW

BETA

REGATTA

DELTA

OMEGA

OMEGA FLOW



Drives

Block Paving

Classic

Alpha Flow

Charming, antique aesthetics with innovative permeable drainage.

Alpha Flow embodies the charm and tumbled edges of Alpha, offering three popular colour options to express your unique style and harmonise with your home's aesthetics. Alpha Flow is a forward-thinking paving solution, which seamlessly combines the warmth and antique appeal of aged products with innovative permeable drainage, promising a long-lasting investment. Its interlocking nib system facilitates efficient drainage, allowing water to filter into a specially designed sub-base, making it an environmentally conscious solution for your home.

- 60mm and 80mm single size packs
- Complementary Alpha Kerbs and Vintage Kerbs see page 94
- See pages 102 - 109 for plan sizes & pack information

[See **brettlandscaping.co.uk** for more information](https://brettlandscaping.co.uk)



Autumn Gold



Brindle



Charcoal



Drives

Block Paving

Classic

Beta

A popular, durable paving with a contemporary, smooth finish.

Beta's adaptable style effortlessly complements various property types. Its durability and closely spaced blocks minimise soil buildup, reducing maintenance needs. From the moment of installation, Beta's satisfyingly smooth surface and chic modern lines make a lasting impression. Choose from six colour options, including the warm blend of Autumn Gold, Brindle, and Burnt Oak for a classic feel, or opt for a modern twist with Charcoal and Silver Haze, featuring cooling grey tones that subtly enhance a variety of home environments.

- 60mm and 80mm single size packs available in all colours
- 60mm TRIO mixed size packs
- See pages 102 - 109 for plan sizes & pack information




Autumn Gold **S** **T**



Burnt Oak **S**



Brindle **S**



Charcoal **S** **T**



Silver Haze **S** **T**

S Single size packs **T** TRIO mixed size packs

PLEASE NOTE: Beta and Beta TRIO paving should not be mixed due to variations in colour resulting from regional manufacture.



Drives

Block Paving

Classic

Regatta

Timeless character inspired by traditional cobbled streets.


Autumn Gold offers a warm and welcoming entrance, Silver Haze provides a contemporary option with excellent potential for stylish contrasts, and Brindle introduces rich, multi-tonal character, blending warm and dark hues to add depth and visual interest. Together, these colour options bring out the enduring elegance of the cobbled paving aesthetic, providing a classic paving solution that reflects your home's personality. Available in an easy to install 60mm TRIO pack, Regatta block paving is bound to create a timeless driveway that will always be a delight to return home to.

- 60mm TRIO mixed size packs
- See pages 102 - 109 for plan sizes & pack information


→ See brettlandscaping.co.uk for more information



SEE ME IN YOUR SPACE
PAVESCAPE
Capture it. Transform it.



Autumn Gold



Silver Haze



Brindle





Drives

Block Paving

Standard


Delta

Large format block paving for enhanced coverage.


When the requirement is a modern driveway with sweeping visuals, fewer joints, and exceptional ease of installation, Delta paving is a superb choice. Develop your driveway vision by contrasting rounded greenery with Delta paving's straight lines, promising a view that is bound to upscale your home's first impression. This large format block paving solution is also a cost-effective way of transforming your driveway into a fresh, modern-looking space, well suited for practically any property.

- 266 x 133 x 50mm plan size
- See pages 102 - 109 for plan sizes & pack information

➔ See brettlandscaping.co.uk for more information



Autumn Gold



Silver Haze

Top tip

Enhance your property's appeal with Delta by pairing it with Omega block paving for a captivating pattern contrast that adds a fresh dimension to your space! (page 86)



Drives

Block Paving

Standard

Omega

Eight colour options for maximum design possibilities.

An extremely popular choice due to its classic rectangular format and freedom for creativity. Omega has been specially developed to accommodate various laying patterns, meaning you can personalise your driveway with striking visual designs to reflect your own style. If you are looking for a traditional and classic driveway, look no further than our Omega range.

- 200 x 100mm plan size
- 50mm, 60mm and 80mm thickness options
- Can be integrated with Delta (see page 84)
- See pages 102-109 for plan sizes & pack information



SEE ME IN YOUR SPACE
PAVESCAPE
Capture it. Transform it.



Autumn Gold




Burnt Oak



Brindle



Red




Buff



Natural



Charcoal



Silver Haze

PLEASE NOTE: Some items shown are made to order. Check the Trade Guide for further information.



Drives

Block Paving

Classic

Omega Flow

A cost effective, permeable paving solution.

A unique nib feature allows water to drain into a specially designed sub-base, helping to reduce excess surface water on your driveway. The functionality and performance of Omega Flow does not diminish Omega's ever-popular aesthetics, with five colour choices, and a classic rectangular block profile, allowing for some exceptional driveway designs. You can also take advantage of Omega Flow's ability to create distinctive laying patterns, which can be used to define certain areas of your drive, or to accentuate borders with its clean design.

- 200 x 100mm plan size
- 60mm and 80mm thickness options
- See pages 102 - 109 for plan sizes & pack information

→ See brettlandscaping.co.uk for more information



Autumn Gold



Burnt Oak



Brindle



Natural



Charcoal

Accessories

Garden edgings, kerbs and decorative walling are often the last consideration when planning your garden or driveway project, but used correctly, and with a little imagination, they can enhance your design and reveal something spectacular.

| CONTENTS | PAGE |
|-------------------|---------|
| GARDEN EDGINGS | 90 |
| PORCELAIN PLANKS | 91 |
| PORCELAIN WALLING | 92 - 93 |
| KERBS | 94 - 95 |

Garden edgings

Adding the finishing touches to your borders

Edging plays an essential part in your garden, performing a practical function of defining areas whilst neatly finishing flower beds.

See pages 102 - 109 for plan sizes & pack information.

- Round Top Pressed




Round Top Edging Natural

Porcelain Planks

The perfect accompaniment to our Porcelain paving, our versatile 150 x 900mm Porcelain Planks are available in two popular shades to complement most paving projects. They have a multitude of uses such as edging, cladding, step treads, step risers and copings.

- See pages 102 - 109 for plan sizes & pack information



Black



Grey

Top tip

You can create a bespoke design of stepping stones using single sized slabs from our patio packs.



Porcelain Planks Black, High Kerb Charcoal & Eden Sandstone Porcelain Spring Blend



Porcelain Walling Desert Sand

Porcelain Walling


A collection of multi-tonal, contemporary walling for a striking finish.

To seamlessly extend your indoor living space to the outdoors, our collection of porcelain walling delivers a refreshing and contemporary ambience, complete with a low-maintenance finish. Whether you're envisioning striking feature walls, elevated flower beds, or the outdoor kitchen of your dreams, the opportunities are endless.

- Available in a 600 x 300 x 10mm plan size



Ice Blend



Steel Ember



Dark Ash



Desert Sand



Vintage Kerb Charcoal

Vintage Kerb

The tumbled aesthetic of Vintage Kerb provides rustic detailing and can be used to create steps, level changes, borders, edge and walling.

- See pages 102 - 109 for plan sizes & pack information

Colour availability

Charcoal.

→ See brettlandscaping.co.uk for more information

Alpha Kerb

Alpha Kerb is perfectly suited to define boundaries and low-level changes within driveways or gardens. Its tumbled, rustic finish, adds character, and it's available with two profile options, three popular colours and full suite of complementary corners, radials and transition fittings.

- See pages 102 - 109 for plan sizes & pack information

Colour availability

Autumn Gold, Brindle and Charcoal.

→ See brettlandscaping.co.uk for more information



Alpha Kerb Autumn Gold



High Kerb Autumn Gold

High Kerb

With its smooth finish and clean lines, High Kerb is a popular choice for creating steps, level changes, driveway borders and edges. Its simple design allows High Kerb to complement Brett concrete block paving products, and it's available in a full suite of corners, radials and transition fittings.

- See pages 102 - 109 for plan sizes & pack information

Colour availability

Autumn Gold, Brindle and Charcoal.

→ See brettlandscaping.co.uk for more information

Drivestyle Kerb

Brett Drivestyle Kerb has two profile options, both with a smooth finish and is offered in three popular colours. Complementary corners, radials and transition fittings are also available.

- See pages 102 - 109 for plan sizes & pack information

Colour availability

Autumn Gold, Brindle and Charcoal.

→ See brettlandscaping.co.uk for more information



Drivestyle Kerb Charcoal



Meltone Kerb Black Fleck

Meltone Kerb

Brett Meltone kerbs feature a black fleck to replicate original granite kerbs. Their fine textured finish and square profile perfectly complements Meltone flag paving and Invicta block paving.

- See pages 102 - 109 for plan sizes & pack information

Colour availability

Black Fleck.

→ See brettlandscaping.co.uk for more information

Further Information

With such an extensive and diverse range of Brett products and accessories available, you might want a little help with selecting the perfect combination of paving colours and materials to suit your project.

Whether you're looking for tips on creating contrast within your designs, where to order product samples, or information on the colour variations of natural stone products, you'll find it all here.

And once you've identified the products that will transform your home and garden, we make it easy to find your local Brett stockists and Brett Approved Installers – helping to turn your vision into reality.

| CONTENTS | PAGE |
|---------------------------------------|-----------|
| PAVESCAPE VISUALISER | 96 |
| UNDERSTANDING PAVING COLOURS | 97 |
| WHERE TO BUY | 98 |
| SUSTAINABILITY | 99 |
| WHY BECOME A BRETT APPROVED INSTALLER | 100 - 101 |
| PRODUCT INFORMATION | 102 - 109 |
| GOOD TO KNOW | 110 - 111 |



Transform your outdoor space with confidence.

Step into a world where your garden dreams come to life with our cutting-edge AR Visualiser, PaveScape! Transform your outdoor space with a simple snap and a click, as it allows you to envision our beautiful paving products into your outdoor environment.

How it works

Choosing the perfect paving has never been this exciting and effortless. Take a photo of your garden or driveway, and let the magic unfold as you explore the vast array of Brett products at your fingertips. PaveScape provides a seamless experience, allowing you to experiment with different styles, colours, and textures until you find the perfect match for your vision.

See it before you buy it!

Our PaveScape visualiser lets you see it all before making any decisions. It's the ultimate tool to ensure that your outdoor space reflects your style and personality. Don't just imagine the possibilities— experience them with PaveScape.

Understanding Paving Colours

Colours in paving act differently for many reasons, not least for the many different textures and variations – even within the same product. This is particularly significant with natural stone, which gives it its high-end quality look and feel. It's for these reasons that it's crucial to view actual samples, to provide a true impression of how our products look and how the finished design is likely to turn out.


Get samples to be colour-sure

You can quickly and easily obtain a product sample in your desired colour from either your Brett Approved Installer or your local Brett stockist.


Variations in colour are still possible across our product range due to a number of different factors:

- All concrete products are manufactured from a mixture of sand, cement, aggregate and pigment which can give variations in colour mix shades from batch-to-batch and site-to-site.
- Aesthetics account for a huge amount when making a porcelain decision. A good porcelain supplier such as Brett will be able to tell you exactly how many different surface aesthetics there are in a specific product. Depending on the style, the greater the number of variations, the better the look. Ensure the more exotic patterns have plenty of alternatives.
- Natural stone products will vary in colour depending upon where it's quarried and how the stone is processed prior to delivery.


These variations are impossible to prevent, but do bring character, style and individuality. When you choose a colour from a photograph, there are many factors that can change how the product looks; the time of day the photograph was taken, climatic conditions, and print limitations for example. These factors can affect how our product colours look in photos and literature.



Eden Sandstone Autumn Blend



Beta Charcoal and Lugano Graphite Grey



Riven Sandstone Camel Buff

Where to buy

To ensure a seamless quality service, we only trust our products to be supplied through a national network of builders' merchants and accredited Brett Approved Installers. With access to the full portfolio of our products, they can help you to make an informed product selection.

➔ Visit brettlandscaping.co.uk to discover your nearest Brett stockist and Brett Approved Installer

Display stands are available at your local stockist to showcase our product, although we recommend contacting your local branch before visiting to ensure your product is on display.

If the product isn't on show, your local Brett stockist can organise a sample to be ordered for collection from them.

And if you'd like to explore the design opportunities available with Brett products, follow us on social media or view our Inspiration page.

 BrettPaving

 Posts_by_Brett

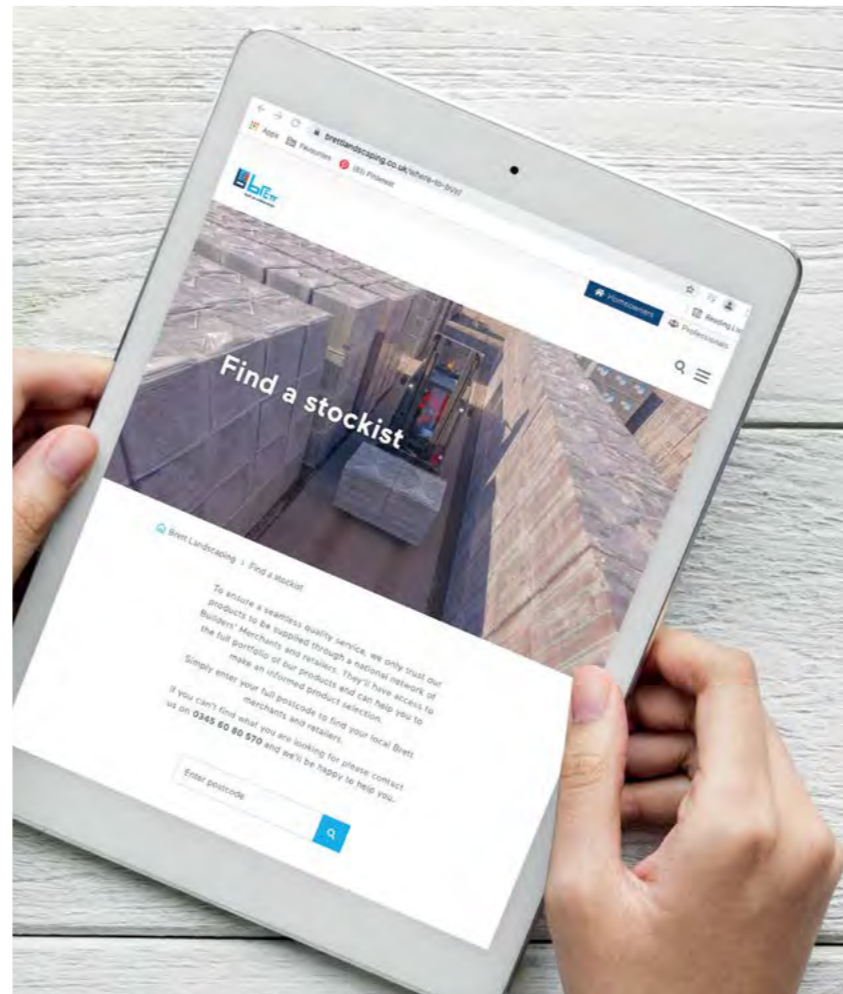
 Brett Landscaping

 Brett_Landscaping

 Brett Landscaping

 Brett Landscaping

 Brett Landscaping



Brett Landscaping

Dedicated to creating a more sustainable future.

A strong mission for positive change through cross-functional collaboration to deliver sustainable operations, a resilient supply chain, and a commitment to drive social and environmental change.

People

Brett Landscaping are who we are, because of our people. That's why we make sure our staff feel safe and secure at work by adopting the Vision Zero initiative providing empowerment through training and interactive workshops, whilst contributing to our sustainability strategy.



Environment

We are committed to investing in our manufacturing sites to provide sustainable and renewable energy solutions. Over the last 10 years, we have delivered a 54% reduction in carbon usage from energy and fuel.



Collaborative

We all want to do better and that's why we collaborate with companies that aim to make positive changes too. We're committed to upholding the highest ethical standards, actively monitoring our supply chain to help improve working conditions and ensuring our sites meet the RSP Guidelines.



Products

All our manufactured products are 100% recyclable and produced in the UK using fully sourced UK materials. Our flagship block paving range, Invicta features 15% recycled content within the backing mix, providing a more sustainable product without compromising on quality, performance or aesthetics.



Packaging & Delivery

We strive to eliminate plastic packaging from our products wherever possible. However, given our Health and Safety first culture, if packaging can not be eliminated due to a compromise in pack stability, we have reduced the non-essential plastic used, by implementing banding with 100% recycled content which is made from recycled PTFE bottles.

➔ Visit brettlandscaping.co.uk/sustainability/ to learn more about our sustainability initiatives.

Paving installers, are you looking to grow your business?

We are a trusted and established independent business. We understand our customers, their aspirations and how we can enable possibilities to become reality.

Being a Brett Approved Installer can help you grow your business, through working with high-quality products that customers trust. You'll also benefit from further hands-on experience, training, advice and support. It's all part of establishing you as the Installer of choice within your local area.

As a valued member of the scheme you'll have access to:

- Merchandising kit
- Promotional sample boxes
- Provide customers with a free 10 Year Product Guarantee from Brett
- Provide customers with a 5 Year Installation Guarantee when using Brett products.
- One-to-one account management and guidance
- Our private Facebook Group
- Private access to our Brett Approved Installer portal
- Brand endorsement through use of Brett Approved logo
- Exclusive annual Awards Ceremony
- Featured on our 'Find an Installer' web page
- Gain reward points to spend with third-party suppliers



BrettApproved
PAVING EXPERTS YOU CAN TRUST

- FURTHER INFORMATION
- PAVESCAPE VISUALISER & UNDERSTANDING PAVING COLOURS
- WHERE TO BUY & SUSTAINABILITY
- WHY BECOME A BRETT APPROVED INSTALLER
- PRODUCT INFORMATION
- GOOD TO KNOW

From collecting points to winning more work, there are two tiers to the Brett Approved Installer scheme.



Join the Brett Approved Installer scheme today!

BrettApproved
PAVING EXPERTS YOU CAN TRUST

BRETT APPROVED
£24.95/MO

- Brett rewards benefits +
- 5 year installation guarantee
- 10 year product guarantee
- Featured on 'find an installer'
- 1.5x points on all purchases

PREMIER
BrettApproved
PAVING EXPERTS YOU CAN TRUST

BRETT PREMIER
£24.95/MO

- Invite only
- Brett Approved benefits +
- Highlighted on 'find an installer'
- 2x Points on all purchases

How it works

A one team operation, installing approx 300m² of paving in 12 months could receive £2,000 of support if they are a Premier Member (£1,250 as an Approved Member).

This is a typical representative example, reward points vary by type of product you lay.

Contact Brett Landscaping directly on 0345 60 80 570 for product availability and lead times.

Alpha

| 50MM SINGLE SIZE PACKS | | | |
|------------------------|--------------|--------------|------------------------------|
| SIZE MM | THICKNESS MM | NO. PER PACK | AREA M ² PER PACK |
| 105 x 140 | 50 | 732 | 10.76 |
| 140 x 140 | | 552 | 10.82 |
| 210 x 140 | | 368 | 10.82 |

| 60MM SINGLE SIZE PACKS | | | |
|------------------------|--------------|--------------|------------------------------|
| SIZE MM | THICKNESS MM | NO. PER PACK | AREA M ² PER PACK |
| 105 x 140 | 60 | 702 | 10.32 |
| 140 x 140 | | 528 | 10.35 |
| 210 x 140 | | 352 | 10.35 |

| 80MM SINGLE SIZE PACKS | | | |
|------------------------|--------------|--------------|------------------------------|
| SIZE MM | THICKNESS MM | NO. PER PACK | AREA M ² PER PACK |
| 105 x 140 | 80 | 510 | 7.50 |
| 140 x 140 | | 384 | 7.53 |
| 210 x 140 | | 256 | 7.53 |

Alpha Flow

| 60MM SINGLE SIZE PACKS | | | |
|------------------------|--------------|--------------|------------------------------|
| SIZE MM | THICKNESS MM | NO. PER PACK | AREA M ² PER PACK |
| 105 x 140 | 60 | 702 | 10.32 |
| 140 x 140 | | 528 | 10.35 |
| 210 x 140 | | 352 | 10.35 |

| 80MM SINGLE SIZE PACKS | | | |
|------------------------|--------------|--------------|------------------------------|
| SIZE MM | THICKNESS MM | NO. PER PACK | AREA M ² PER PACK |
| 105 x 140 | 80 | 510 | 7.50 |
| 140 x 140 | | 384 | 7.53 |
| 210 x 140 | | 256 | 7.53 |

Alpha Trio

| 50MM MIXED SIZE PACKS | | | |
|-----------------------|--------------|--------------|------------------------------|
| SIZE MM | THICKNESS MM | NO. PER PACK | AREA M ² PER PACK |
| 105 x 140 | 50 | 128 | 10.82 |
| 140 x 140 | | 180 | |
| 210 x 140 | | 184 | |

| 60MM SINGLE SIZE PACKS | | | |
|------------------------|--------------|--------------|------------------------------|
| SIZE MM | THICKNESS MM | NO. PER PACK | AREA M ² PER PACK |
| 105 x 140 | 60 | 104 | 8.94 |
| 140 x 140 | | 150 | |
| 210 x 140 | | 152 | |

Aura

| SIZE MM | THICKNESS MM | NO. PER PACK | AREA M ² PER PACK |
|-----------|--------------|--------------|------------------------------|
| 114 x 114 | 60 | 539 | 7.01 |
| 171 x 114 | | 385 | 7.50 |



Aura Bronze Fleck

Beta

| 60MM SINGLE SIZE PACKS | | | |
|------------------------|--------------|--------------|------------------------------|
| SIZE MM | THICKNESS MM | NO. PER PACK | AREA M ² PER PACK |
| 105 x 140 | 60 | 672 | 9.88 |
| 140 x 140 | | 504 | 9.88 |
| 210 x 140 | | 344 | 10.12 |

| 80MM SINGLE SIZE PACKS | | | |
|------------------------|--------------|--------------|------------------------------|
| SIZE MM | THICKNESS MM | NO. PER PACK | AREA M ² PER PACK |
| 105 x 140 | 80 | 432 | 6.35 |
| 140 x 140 | | 324 | 6.35 |
| 210 x 140 | | 232 | 6.62 |

Beta Trio

| 60MM MIXED SIZE PACKS - BARROW | | | |
|--------------------------------|--------------|--------------|------------------------------|
| SIZE MM | THICKNESS MM | NO. PER PACK | AREA M ² PER PACK |
| 105 x 140 | 60 | 104 | 9.20 |
| 140 x 140 | | 156 | |
| 210 x 140 | | 156 | |

| 60MM MIXED SIZE PACKS - CLIFFE | | | |
|--------------------------------|--------------|--------------|------------------------------|
| SIZE MM | THICKNESS MM | NO. PER PACK | AREA M ² PER PACK |
| 105 x 140 | 60 | 104 | 8.94 |
| 140 x 140 | | 150 | |
| 210 x 140 | | 152 | |

| 60MM MIXED SIZE PACKS - POOLE | | | |
|-------------------------------|--------------|--------------|------------------------------|
| SIZE MM | THICKNESS MM | NO. PER PACK | AREA M ² PER PACK |
| 105 x 140 | 60 | 120 | 9.41 |
| 140 x 140 | | 120 | |
| 210 x 140 | | 180 | |



Beta Charcoal and Lugano Graphite Grey

Broadway Economy

| SIZE MM | THICKNESS MM | NO. PER PACK | AREA M ² PER PACK |
|-----------|--------------|--------------|------------------------------|
| 450 x 450 | 32 | 60 | 12.70 |
| 600 x 600 | | 30 | 11.16 |

Chaucer

| SIZE MM | THICKNESS MM | NO. PER PACK | AREA M ² PER PACK |
|-----------|--------------|--------------|------------------------------|
| 450 x 450 | 32 | 60 | 12.70 |
| 600 x 600 | 35 | 30 | 11.16 |

Decor Porcelain

| MOSAIC | | | |
|-----------|--------------|--------------|------------------------------|
| SIZE MM | THICKNESS MM | NO. PER PACK | AREA M ² PER PACK |
| 600 x 600 | 20 | 16 | 5.86 |

| CARRARA MARBLE | | | |
|----------------|--------------|--------------|------------------------------|
| SIZE MM | THICKNESS MM | NO. PER PACK | AREA M ² PER PACK |
| 900 x 600 | 20 | 40 | 21.90 |

Contact Brett Landscaping directly on 0345 60 80 570 for product availability and lead times.

Delta

| SINGLE SIZE PACKS - POOLE | | | |
|---------------------------|--------------|--------------|------------------------------|
| SIZE MM | THICKNESS MM | NO. PER PACK | AREA M ² PER PACK |
| 266 x 133 | 50 | 288 | 10.19 |

| SINGLE SIZE PACKS - BARROW & CLIFFE | | | |
|-------------------------------------|--------------|--------------|------------------------------|
| SIZE MM | THICKNESS MM | NO. PER PACK | AREA M ² PER PACK |
| 266 x 133 | 50 | 276 | 9.77 |




Eclipse Lunar and Omega Charcoal

Eclipse Porcelain

| SINGLE SIZE PACKS | | | |
|-------------------|--------------|--------------|------------------------------|
| SIZE MM | THICKNESS MM | NO. PER PACK | AREA M ² PER PACK |
| 900 x 600 | 20 | 40 | 21.90 |
| 600 x 600 | 20 | 60 | 21.96 |

| PATIO PACKS* | | | |
|--------------|--------------|--------------|------------------------------|
| SIZE MM | THICKNESS MM | NO. PER PACK | AREA M ² PER PACK |
| 300 x 300 | 20 | 36 | 18.77 |
| 600 x 300 | | 36 | |
| 600 x 600 | | 24 | |

* Actual sizes of Eclipse patio pack are 600 x 600mm, 600 x 297mm and 297 x 297mm



Eden Limestone Mink

Eden Limestone

| SIZE MM | THICKNESS MM | NO. PER PACK | AREA M ² PER PACK |
|------------|--------------|--------------|------------------------------|
| 1200 x 600 | 20 | 36 | 26.24 |
| 900 x 600 | 20 | 48 | 26.28 |
| 800 x 800 | 20 | 45 | 29.16 |

Eden Sandstone Porcelain

| PATIO PACKS | | | |
|-------------|--------------|--------------|------------------------------|
| SIZE MM | THICKNESS MM | NO. PER PACK | AREA M ² PER PACK |
| 300 x 300 | 20 | 12 | 18.74 |
| 600 x 300 | | 36 | |
| 600 x 600 | | 30 | |

Elegante Quartz Porcelain

| SIZE MM | THICKNESS MM | NO. PER PACK | AREA M ² PER PACK |
|------------|--------------|--------------|------------------------------|
| 900 x 600 | 20 | 48 | 26.28 |
| 1200 x 400 | 20 | 48 | 23.43 |


Invicta

| 60MM MIXED SIZE TRIO PACKS | | | |
|----------------------------|--------------|--------------|------------------------------|
| SIZE MM | THICKNESS MM | NO. PER PACK | AREA M ² PER PACK |
| 105 x 140 | 60 | 108 | 9.53 |
| 140 x 140 | | 162 | |
| 210 x 140 | | 162 | |

| 80MM MIXED SIZE TRIO PACKS | | | |
|----------------------------|--------------|--------------|------------------------------|
| SIZE MM | THICKNESS MM | NO. PER PACK | AREA M ² PER PACK |
| 105 x 140 | 80 | 84 | 7.41 |
| 140 x 140 | | 126 | |
| 210 x 140 | | 126 | |

| 60MM SINGLE SIZE PACKS | | | |
|------------------------|--------------|--------------|------------------------------|
| SIZE MM | THICKNESS MM | NO. PER PACK | AREA M ² PER PACK |
| 200 x 100 | 60 | 432 | 8.64 |
| 210 x 140 | | 288 | |
| 300 x 100 | | 288 | |

| 80MM SINGLE SIZE PACKS | | | |
|------------------------|--------------|--------------|------------------------------|
| SIZE MM | THICKNESS MM | NO. PER PACK | AREA M ² PER PACK |
| 200 x 100 | 80 | 336 | 6.72 |
| 300 x 100 | | 224 | |
| 200 x 200 | | 168 | |
| 300 x 200 | | 112 | |
| 600 x 200 | | 56 | |



Invicta Onyx and Pearl

Invicta Flow

| 60MM FLOW SINGLE SIZE PACKS | | | |
|-----------------------------|--------------|--------------|------------------------------|
| SIZE MM | THICKNESS MM | NO. PER PACK | AREA M ² PER PACK |
| 200 x 100 | 60 | 432 | 8.64 |

| 80MM FLOW SINGLE SIZE PACKS | | | |
|-----------------------------|--------------|--------------|------------------------------|
| SIZE MM | THICKNESS MM | NO. PER PACK | AREA M ² PER PACK |
| 200 x 100 | 80 | 336 | 6.72 |

Lugano Flow

| 60MM SINGLE SIZE PACKS | | | |
|------------------------|--------------|--------------|------------------------------|
| SIZE MM | THICKNESS MM | NO. PER PACK | AREA M ² PER PACK |
| 200 x 100 | 60 | 404 | 8.08 |

| 80MM SINGLE SIZE PACKS | | | |
|------------------------|--------------|--------------|------------------------------|
| SIZE MM | THICKNESS MM | NO. PER PACK | AREA M ² PER PACK |
| 200 x 100 | 80 | 336 | 6.72 |

Contact Brett Landscaping directly on 0345 60 80 570 for product availability and lead times.



Lugano

| 60MM MIXED TRIO PACKS | | | |
|-----------------------|--------------|--------------|------------------------------|
| SIZE MM | THICKNESS MM | NO. PER PACK | AREA M ² PER PACK |
| 105 x 140 | 60 | 108 | 9.53 |
| 140 x 140 | | 162 | |
| 210 x 140 | | 162 | |

| 60MM SINGLE SIZE PACKS | | | |
|------------------------|--------------|--------------|------------------------------|
| SIZE MM | THICKNESS MM | NO. PER PACK | AREA M ² PER PACK |
| 200 x 100 | 60 | 404 | 8.08 |
| 210 x 140 | | 288 | 8.46 |
| 300 x 100 | | 288 | 8.64 |

| 80MM MIXED TRIO PACKS | | | |
|-----------------------|--------------|--------------|------------------------------|
| SIZE MM | THICKNESS MM | NO. PER PACK | AREA M ² PER PACK |
| 105 x 140 | 80 | 84 | 7.41 |
| 140 x 140 | | 126 | |
| 210 x 140 | | 126 | |

| 80MM SINGLE SIZE PACKS | | | |
|------------------------|--------------|--------------|------------------------------|
| SIZE MM | THICKNESS MM | NO. PER PACK | AREA M ² PER PACK |
| 200 x 100 | 80 | 308 | 6.16 |
| 300 x 100 | | 224 | 6.72 |
| 200 x 200 | | 168 | 6.72 |
| 300 x 200 | | 112 | 6.72 |
| 600 x 200 | | 56 | 6.72 |

Meltone

| SIZE MM | THICKNESS MM | NO. PER PACK | AREA M ² PER PACK |
|-----------|--------------|--------------|------------------------------|
| 450 x 450 | 32 | 56 | 11.85 |
| 600 x 600 | 35 | 26 | 9.68 |

Omega

| 50MM SINGLE SIZE PACKS | | | |
|------------------------|--------------|--------------|------------------------------|
| SIZE MM | THICKNESS MM | NO. PER PACK | AREA M ² PER PACK |
| 200 x 100 | 50 | 488 | 9.76 |

| 60MM SINGLE SIZE PACKS | | | |
|------------------------|--------------|--------------|------------------------------|
| SIZE MM | THICKNESS MM | NO. PER PACK | AREA M ² PER PACK |
| 200 x 100 | 60 | 404 | 8.08 |

| 80MM SINGLE SIZE PACKS | | | |
|------------------------|--------------|--------------|------------------------------|
| SIZE MM | THICKNESS MM | NO. PER PACK | AREA M ² PER PACK |
| 200 x 100 | 80 | 308 | 6.16 |

Omega Flow

| 60MM SINGLE SIZE PACKS | | | |
|------------------------|--------------|--------------|------------------------------|
| SIZE MM | THICKNESS MM | NO. PER PACK | AREA M ² PER PACK |
| 200 x 100 | 60 | 404 | 8.08 |

| 80MM SINGLE SIZE PACKS | | | |
|------------------------|--------------|--------------|------------------------------|
| SIZE MM | THICKNESS MM | NO. PER PACK | AREA M ² PER PACK |
| 200 x 100 | 80 | 308 | 6.16 |

Quorndon

| SIZE MM | THICKNESS MM | NO. PER PACK | AREA M ² PER PACK |
|-----------|--------------|--------------|------------------------------|
| 450 x 450 | 35 | 56 | 11.85 |
| 600 x 300 | | 26 | 4.91 |
| 600 x 600 | | 26 | 9.67 |

Quorndon

| SIZE MM | THICKNESS MM | NO. PER PACK | AREA M ² PER PACK |
|-----------|--------------|--------------|------------------------------|
| 450 x 450 | 35 | 56 | 11.85 |
| 600 x 300 | | 26 | 4.91 |
| 600 x 600 | | 26 | 9.67 |

Regatta TRIO

| 60MM MIXED SIZE PACKS - POOLE | | | |
|-------------------------------|--------------|--------------|------------------------------|
| SIZE MM | THICKNESS MM | NO. PER PACK | AREA M ² PER PACK |
| 100 x 133 | 60 | 120 | 8.50 |
| 133 x 133 | | 120 | |
| 200 x 133 | | 180 | |

| 60MM MIXED SIZE PACKS - BARROW | | | |
|--------------------------------|--------------|--------------|------------------------------|
| SIZE MM | THICKNESS MM | NO. PER PACK | AREA M ² PER PACK |
| 100 x 133 | 60 | 104 | 8.32 |
| 133 x 133 | | 156 | |
| 200 x 133 | | 156 | |

| 60MM MIXED SIZE PACKS - CLIFFE | | | |
|--------------------------------|--------------|--------------|------------------------------|
| SIZE MM | THICKNESS MM | NO. PER PACK | AREA M ² PER PACK |
| 100 x 133 | 60 | 100 | 8.05 |
| 133 x 133 | | 150 | |
| 200 x 133 | | 152 | |



Rippled Limestone

| PATIO PACKS | | | |
|-------------|--------------|--------------|------------------------------|
| SIZE MM | THICKNESS MM | NO. PER PACK | AREA M ² PER PACK |
| 300 x 300 | 22 | 9 | 15.37 |
| 600 x 300 | | 13 | |
| 600 x 600 | | 13 | |
| 900 x 600 | | 13 | |

| SINGLE SIZE PACKS | | | |
|-------------------|--------------|--------------|------------------------------|
| SIZE MM | THICKNESS MM | NO. PER PACK | AREA M ² PER PACK |
| 600 x 600 | 22 | 38 | 14.13 |
| 900 x 600 | | 38 | 21.09 |

Riven Sandstone

| PATIO PACKS | | | |
|-------------|--------------|--------------|------------------------------|
| SIZE MM | THICKNESS MM | NO. PER PACK | AREA M ² PER PACK |
| 300 x 300 | 22 | 9 | 15.37 |
| 600 x 300 | | 13 | |
| 600 x 600 | | 13 | |
| 900 x 600 | | 13 | |

| SINGLE SIZE PACKS | | | |
|-------------------|--------------|--------------|------------------------------|
| SIZE MM | THICKNESS MM | NO. PER PACK | AREA M ² PER PACK |
| 600 x 600 | 22 | 38 | 14.13 |
| 900 x 600 | | 38 | 21.09 |

Contact Brett Landscaping directly on 0345 60 80 570 for product availability and lead times.



Sigma Urban Slate and Vintage Kerb Charcoal

Sierra Stone Porcelain

| SIZE MM | THICKNESS MM | NO. PER PACK | AREA M ² PER PACK |
|-----------|--------------|--------------|------------------------------|
| 900 x 600 | 20 | 48 | 26.28 |

Sigma

| SIZE MM | THICKNESS MM | NO. PER PACK | AREA M ² PER PACK |
|-----------|--------------|--------------|------------------------------|
| 300 x 100 | 60 | 288 | 8.64 |
| 600 x 200 | 80 | 56 | 6.72 |

Stamford

| SIZE MM | THICKNESS MM | NO. PER PACK | AREA M ² PER PACK |
|-----------|--------------|--------------|------------------------------|
| 450 x 450 | 32 | 72 | 15.24 |
| 600 x 600 | | 32 | 11.91 |

Stamford Ultra

| SIZE MM | THICKNESS MM | NO. PER PACK | AREA M ² PER PACK |
|-----------|--------------|--------------|------------------------------|
| 450 x 450 | 32 | 72 | 15.24 |

Accessories

Porcelain Planks

| PORCELAIN PLANKS* | | | |
|-------------------|--------------|--------------|------------------------------|
| SIZE MM | THICKNESS MM | NO. PER PACK | AREA M ² PER PACK |
| 150 x 900 | 20 | 160 | 22.44 |

* Actual sizes of individual planks are 145 x 900mm

Garden Edgings

| ROUND TOP PRESSED | | | |
|-------------------|----------|--------------|-------------------|
| SIZE MM | DEPTH MM | NO. PER PACK | LINEAR M PER PACK |
| 600 x 50 | 150 | 48 | 28.8 |



Round Top Edging Charcoal

Walling

Porcelain Walling

| SIZE MM | THICKNESS MM | NO. PER PACK | AREA M ² PER PACK |
|-----------|--------------|--------------|------------------------------|
| 600 x 300 | 10 Av. | 96 | 17.28 |

Kerbs

Alpha and Drivestyle Kerbs

| TYPE | NO. PER PACK | NO. PER LINEAR M | LINEAR M PER PACK |
|-----------------|--------------|------------------|-------------------|
| Kerb | 270 | 10 | 27 |
| Kerb (Barrow) | 288 | 10 | 28.8 |
| Corner Splay | 1 | - | - |
| Corner Bullnose | 1 | - | - |
| Radial Splay | 1 | - | - |
| Radial Bullnose | 1 | - | - |

High Kerb

| TYPE | NO. PER PACK | NO. PER LINEAR M | LINEAR M PER PACK |
|------------------------------|--------------|------------------|-------------------|
| Kerb | 168 | 10 | 16.80 |
| Kerb (Barrow) | 160 | 10 | 16 |
| Corner Half Batter | 1 | - | - |
| Corner Bullnose | 1 | - | - |
| Radial Half Batter | 1 | - | - |
| Radial Bullnose | 1 | - | - |
| Flat Half Batter Corner Unit | 1 | - | - |



High Kerb Charcoal

Meltone Kerb

| TYPE | SIZE MM | NO. PER PACK |
|---|-----------------|--------------|
| CS1 Square Edge Kerb | 125 x 255 x 914 | 16 |
| CS2 Square Edge Kerb | 125 x 150 x 914 | 16 |
| CS1 Square Edge Radial Kerb (1,2,3,6,8 or 10m int. or ext.radius) | N/A | 1 |
| CS2 Square Edge Radial Kerb (1,2,3,6,8 or 10m int. or ext.radius) | N/A | 1 |
| CS1 External Quadrant | 305 x 305 x 255 | 1 |
| CS1 External Angles | 125 x 255 x 305 | 1 |
| CS1 Internal Angles | 125 x 255 x 305 | 1 |
| CS1 to CS2 Dropper Kerb (left or right hand) | N/A | 1 |
| Flat Top Edging | 50 x 150 x 914 | 40 |

Vintage Kerb

| TYPE | SIZE MM | NO. PER PACK | NO. PER LINEAR M |
|------|-----------------|--------------|------------------|
| Kerb | 280 x 140 x 100 | 138 | - |

Good to know

We're always looking for new ways to improve our products and services, so you'll always get the very best. From time to time, these improvements might alter our products' characteristics (weight, dimensions, shades, pack size etc.) and these changes may occur without notice.

For the latest product information including weights and dimensions, please get in touch to request the relevant technical data sheets or visit brettlandscaping.co.uk.

Although we've taken every care possible to make sure our colour swatches are accurate, differences may occur due to printing processes and variations between manufacturing batches. For a true representation we recommend that you request a product sample, allowing you to get hands-on with your choice of paving.

For all hard landscaping activities, we recommend the production of comprehensive risk assessment and method statements to ensure safe, sustainable and legal working practices are followed at all times.

Product applications and suitability

All of our products are manufactured in accordance with the relevant manufacturing standards. This ensures that they can be subject to design, installation and maintenance in accordance with the relevant standard from the BS 7533 suite of standards, as appropriate. An easy way to make sure your block paving is installed the correct way is to look for the small chamfer or pattern on the top of the block, this should be facing upwards when installing the block. The reverse side will be smooth without a chamfer.

Products featured in our 'Gardens & Drives' brochure are intended only for use in domestic applications.

Nominal Jointing: All dimensions quoted in Brett literature are nominal and are for guidance only. Actual sizes of individual units will vary, particularly on garden products. Most Sqm coverage figures assume a nominal 5mm - 10mm joint is used between all garden products. If you are having difficulty quantifying the product you require, please call our customer service team on 0345 60 80 570.

Specific information relating to product applications is available from brettlandscaping.co.uk, where you can access a wealth of information including our technical data sheets (TDS), CE Marking, UKCA Marking and/or Declaration of Performance (DoP)

certificate as well as NBS clauses and BIM objects. We recommend any considerations relating to planning consents and permissions are satisfied.

To help you get the most from your project, the Brett team is on hand to suggest and advise on suitable product(s) for different applications and provide guidance for a successful installation.

Ordering

Selected your Brett product(s)? It's easy to place your order, just contact your nearest Brett stockist. You can find their details on brettlandscaping.co.uk/where-to-buy or you can contact us on **0345 60 80 570** and we'll point you in the right direction.

For the most consistent products possible, we recommend that:

- Where a stockist has provided samples, you use the same stockist for ordering the final product(s).
- All of your products are sourced from the same batch, or immediate adjacent batches.
- The total quantity required should be ordered and delivered at the same time to minimise the chance of product or batch variation.
- For larger orders a schedule will be required to successfully manage your orders.

In general, it's best to allow for 5% wastage. However, where a project or design requires larger amounts of cutting (for instance when creating a tight, twisting pathway rather than an open plaza area) this may increase the amount of product wastage.

When making any direct-to-site orders, please let us know of any constraints, hazards or special considerations that might need to be made prior to delivery. If you need any assistance calculating quantities, please call our Customer Services Team on **0345 60 80 570**.

Delivery and installation

We take every possible care with your order, but please check that it is in a satisfactory condition on delivery. In the unlikely event you have any issues with your order, please contact your stockist immediately with the product and batch code that are printed on the packaging and explain your concerns to them.

For the best colour and jointing-line consistency, we recommend:

- Mixing from at least three different packs as work progresses.

- Taking product 'slice-by-slice'/vertically from each pack wherever possible.
- Using string lines.

Following these guidelines will help distribute any minor variations over a larger area, giving you a visually consistent aesthetic over the entire project. However, please note that some variation can still occur between individual products – especially with multi-coloured and natural stone products. These features are to be expected and enhance the character and aesthetic of the completed installation.

Sealants: Before application of sealant, we suggest that you make sure you are satisfied with the cleanliness and aesthetics of the paving, so that unwanted dirt, detritus and any efflorescence do not become trapped once sealed. We recommend not sealing for a minimum of 12 months. Natural Stone can also show signs of efflorescence as a result of the cementitious bedding material. Natural stone can be sealed, however, we would recommend that all surfaces and edges are sealed prior to installation

If you have any concerns about the installation of our products, please contact our Customer Services Team on **0345 60 80 570** before work starts. Our team is here to help you get the best from your products. If you or your installer go ahead with installation despite your concern, this may be considered as acceptance of the product and unfortunately, may prejudice future responsibility for costs incurred stemming from remedial works.

Early life and maintenance

Once your paving has been installed, you may notice some changes to its appearance in the first days and weeks. These visual changes can be due to a number of reasons originating from the concrete and/or the manufacturing process or installation method.

Many of these changes will simply weather away, including:

- Efflorescence: The ongoing chemical reaction within the concrete which provides its strength can produce calcium carbonate (a white powdery residue) which may appear on the surface of products. This temporarily lightens the product but will typically weather away without reoccurrence.
- Porosity: Concrete continues to cure for many years after manufacture. Whilst this happens and usually during its initial life, a level of porosity may exist where some product retains water, giving a damp appearance. This will diminish as the concrete continues to harden as the product dries out.

- Aged and distressed products: For certain products, we distress the edges to offer an aged appearance and enhance the character of the paving. A dusty residue can be left on the blocks. This will weather away.
- Differential curing: Dark patches occasionally appear on the surface of garden products. This may be differential curing and is caused by varying moisture levels within the flag drying at different rates. Like efflorescence, given time and the natural weathering process, these patches will become less visible.
- Aggregate contaminants: Very rarely concrete may contain Iron Pyrites and/or Lignite. These are both the result of naturally occurring constituents within the product raw materials which may result in localised discolouration of the surface of an individual unit. The phenomenon will not normally affect the performance of the product.

In the unlikely event of any other concerns, please contact our Customer Services Team on **0345 60 80 570**.

All pavements should be cleaned and maintained periodically. How often this need to be carried out depends on the extent to which the product is exposed to soiling from the surrounding environment and what is deemed to be acceptable for the paving's final application.

For more information, please see the 'Essential Maintenance Guide' at brettlandscaping.co.uk.

Occasionally, sealants may be used to aid the longevity and appearance of the paving. If you are considering using a sealant, we recommend that you contact the manufacturer/supplier to fully understand their product.

We suggest care is taken when choosing these products and that you consider:

- That the slip/skid characteristics of the paving are not adversely affected.
- Whether this will result in a wet, glossy or matt finish.
- The need for any future re-application/maintenance.
- Any health and safety requirements for application and ventilation.

Swatches and illustrations are for visual reference only. Product colours in lifestyle photography may appear lighter or darker due to weather conditions.

Brett Landscaping and Building Products

Sileby Road, Barrow-upon-Soar,
Leicestershire LE12 8LX

T: 0345 60 80 570

E: landscapinginfo@brett.co.uk

brettlandscaping.co.uk

Where to buy

Visit brettlandscaping.co.uk to find a Brett Approved Installer to carry out your installation or a stockist near you to purchase your product direct.



Find a Brett Approved Installer



Find a Stockist

 [BrettPaving](#)

 [Posts_by_Brett](#)

 [Brett Landscaping](#)

 [Brett_Landscaping](#)

 [Brett Landscaping](#)

 [Brett Landscaping](#)

 [Brett Landscaping](#)



Invicta Block Paving