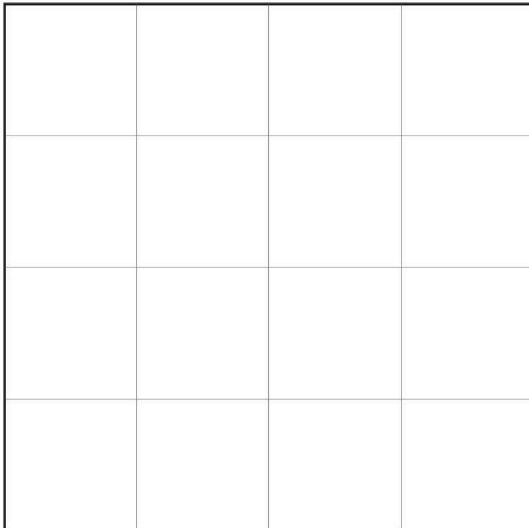



# Eden Limestone Laying Pattern

---



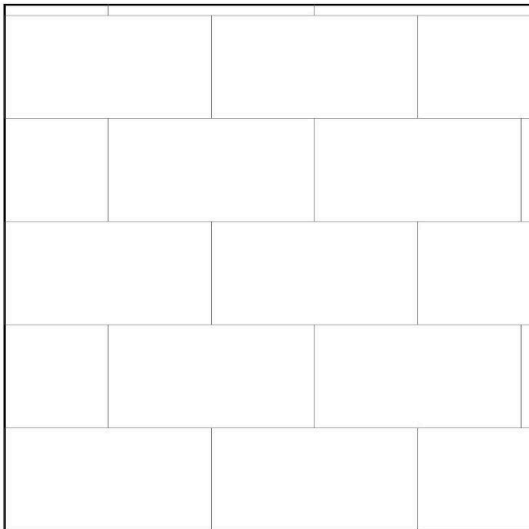
Pattern ELP.01 - Stack Bond

800x800mm - 1.56 per sq.m.




Pattern ELP.02 - Running Bond

800x800mm - 1.56 per sq.m.




Pattern ELP.03 - Running Bond (Half)

1200x600mm - 1.39 per sq.m.




Pattern ELP.04 - Running Bond (Third)

1200x600mm - 1.39 per sq.m.



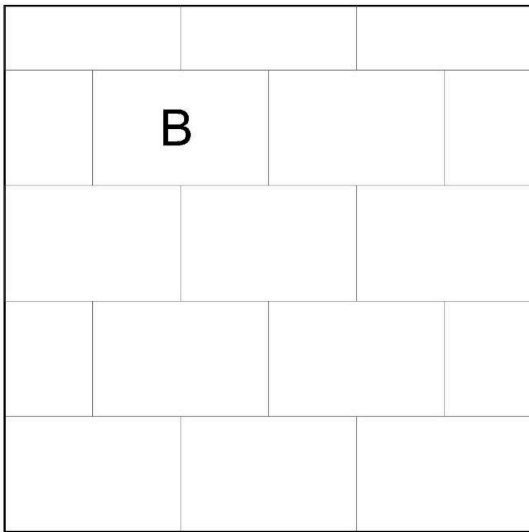
Pattern ELP.05 - Herringbone

1200x600mm - 1.39 per sq.m.



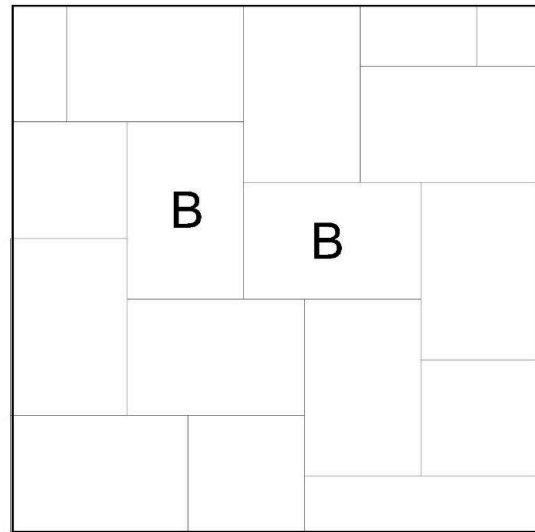
Pattern ELP.06 - Running Bond 2 Gauge

1200x600mm - 0.60 per sq.m.    800x800mm - 0.90 per sq.m.



Pattern ELP.07 - Running Bond

900x600mm (D) - 1.85 per sq.m.



Pattern ELP.08 - Herringbone

900x600mm (D) - 1.85 per sq.m.