



# Delta Laying Pattern

---




Pattern DEL.01 - Herringbone 90° - P & L

29 No. - 266x133mm per sq.m.




Pattern DEL.02 - Herringbone 45° - P & L

29 No. - 266x133mm per sq.m.



Pattern DEL.03 - Stretcher Bond - P & L\*


29 No. - 266x133mm per sq.m.



Pattern DEL.04 - Basket Weave - P


29 No. - 266x133mm per sq.m.

Traffic categories - Pedestrian only (P), Light duty inc driveways (L) & Commercial (C) - \* Subject to direction of traffic




Pattern DEL.05 - Double Herringbone - P & L

29 No. - 266x133mm per sq.m.



Pattern DEL.06 - 3 Block Cluster - P

29No. - 266x133mm per sq.m.



Pattern DEL.07 - Herringbone 2:1 - P & L

29 No. - 266x133mm per sq.m.

Traffic categories - Pedestrian only (P), Light duty inc driveways (L) & Commercial (C) - \* Subject to direction of traffic