

Trief Kerb GST2A

Technical Data Sheet



Concrete

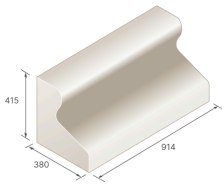


Granite

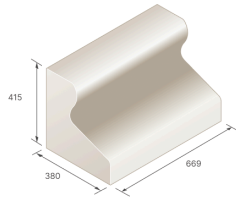


Exposed

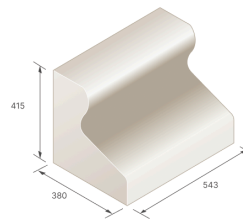
Trief GST2A - Concrete



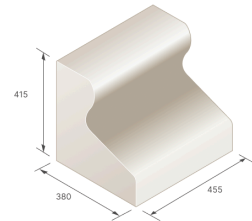
Standard



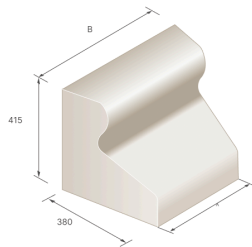
Short Length 669mm



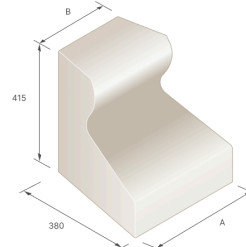
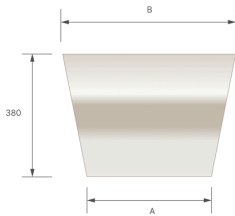
Short Length 543mm




Half Kerb

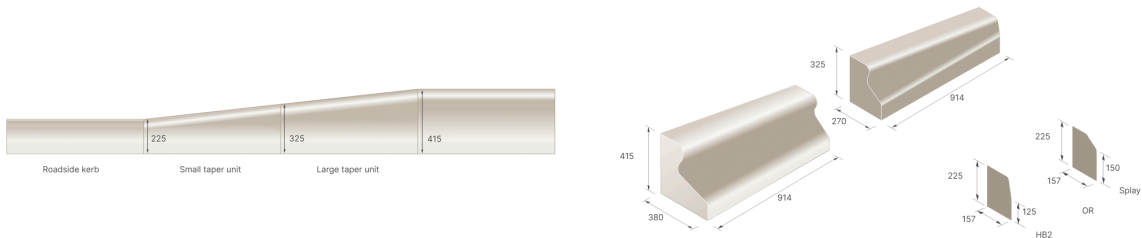


Internal Radius

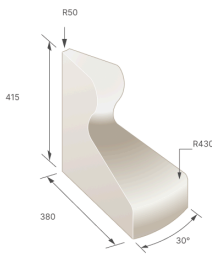


External Radius

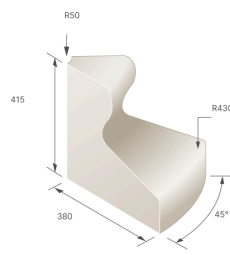




Elevation

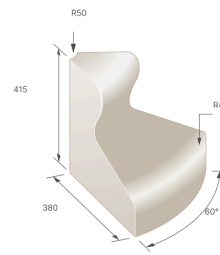


External Quadrant 30°

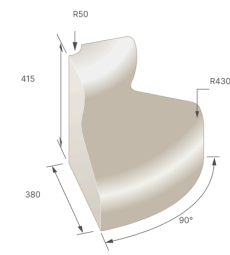


External Quadrant 45°

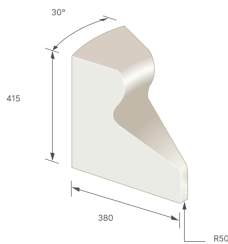
Tapers



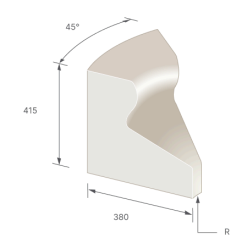
External Quadrant 60°



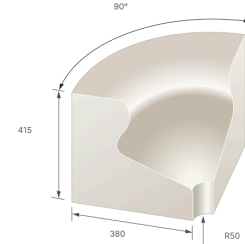
External Quadrant 90°



Internal Quadrant 30°



Internal Quadrant 45°



Internal Quadrant 90°

Description

Brett Trief® (GST2A) Kerb Tapered units allow this containment system to be integrated into a British Standard HB2 kerb run. They're available in both granite and concrete finishes for added design flexibility.

Application

Urban, industrial and commercial use. Safely contains and redirects errant vehicles within the carriageway. For use on car parks, bridges, highways, traffic islands and industrial projects.

Product Type	Precast Concrete Kerb Units.
Manufacturing Process	Wet cast vibrated concrete.
Manufacturing Standard	BS EN 1340: 2003
Design Standard	BS 7533-101: 2021
Installation Standard	BS 7533-102: 2025
UKCA/DOP	Contact Brett for more information
NBS Specification	45-20-64/385 Precast concrete containment kerbs Q10 110 115

Product Performance

Product	Nominal/Working Dimensions (mm)	No.per pack	Unit wt max kg		
			Concrete	Granite	Exposed
Standard 914mm	380x415x914	1	227	251	227
Short Length 669mm	380x415x669	1	166	184	166
Short Length 543mm	380x415x543	1	135	150	135
Half Kerb	380x415x455	1	113	125	113
Internal Radius 1 m	380x415x(387 to 538)	1	120	133	120
Internal Radius 1.2m	380x415x(465 to 616)	1	139	154	139
Internal Radius 1.5m	380x415x(386 to 486)	1	112	124	112
Internal Radius 3 m	380x415x(582 to 657)	1	156	173	156
Internal Radius 4.5m	380x415x(700 to 760)	1	183	203	183
Internal Radius 6m	380x415x(779 to 829)	1	201	223	201
External Radius 1m	380x415x(387 to 236)	1	73	81	73
External Radius 1.2m	380x415x(465 to 313)	1	93	103	93
External Radius 1.5m	380x415x(386 to 289)	1	81	90	81
External Radius 3m	380x415x(582 to 507)	1	133	148	133
External Radius 4.5m	380x415x(876 to 801)	1	206	229	206
Large Taper	(480x215 to 325x270) x914	1	183	203	183
Small Taper to HB2	(325x270 to 225x157)x914	1	112	124	112
Small Taper to Splay	(325x270 to 225x157)x914	1	108	120	108
Internal Quadrant 30°	380x415	1	38	42	38
Internal Quadrant 45°	380x415	1	56	62	56
Internal Quadrant 90°	380x415	1	112	124	112
External Quadrant 30°	380x415	1	26	29	26
External Quadrant 45°	380x415	1	38	42	38
External Quadrant 60°	380x415	1	51	57	51
External Quadrant 90°	380x415	1	76	84	76

Tensile Strength	Annex F Compliant - Second moment of inertia satisfactory
Abrasion Resistance	Class 4 - ≤ 20mm - Determined by Wide Wheel Abrasion Test
Durability	Water Absorption - Class 2 ≤ 6% by mass ≤ 1,5kg/m ²
Slip / Skid Resistance	PTV Unpolished Slip Resistance Value ≥ 55 - Potential for slip - Low
Thermal Conductivity	1.2 W/(mK)
Reaction to Fire	Class A1 when used for internal flooring
External Fire Performance	Deemed to satisfy

Sustainability

BREEAM	Contact Brett for more information
BES 6001	Contact Brett for more information
Recyclable	Contact Brett for more information
Embodied Carbon	Contact Brett for more information
Brett 5-Star Sustainability Rating	=3

Early Life and Maintenance

Once your paving has been installed, you may notice some changes to its appearance in the first few days and weeks. These visual changes can be due to several reasons originating from the concrete and/or the manufacturing or installation method. Many of these will simply weather away, including:

Efflorescence	The ongoing chemical reaction within the concrete which provides its strength can produce calcium carbonate (a white powdery residue) which may appear on the surface of products. This temporarily lightens the product but will typically weather away without reoccurrence.
Porosity	Concrete continues to cure for many years after manufacture. Whilst this happens and usually during its initial life, a level of porosity may exist where some product retains water, giving a damp appearance. This will diminish as the concrete continues to harden as the product dries out.
Aged and distressed products	For certain products, we distress the edges to offer an aged appearance and enhance the character of the paving. A dusty residue can be left on the blocks. This will weather away.
Differential Curing	Dark patches occasionally appear on the surface of concrete products. This may be differential curing and is caused by varying moisture levels within the flag drying at different rates. Like efflorescence, given time and the natural weathering process, these patches will become less visible.