

Trief Kerb GST2A Chevron Technical Data Sheet



GST2A Chevron - Black and White Resin




Black Reflective



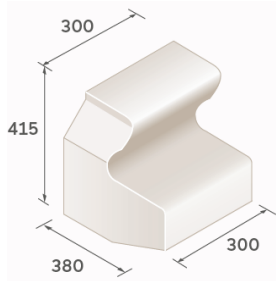
Black Resin



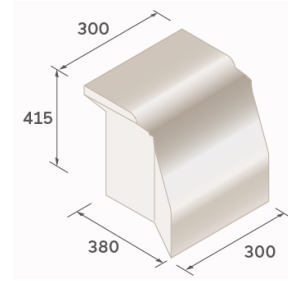
White Reflective



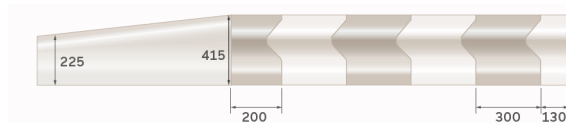
White Resin



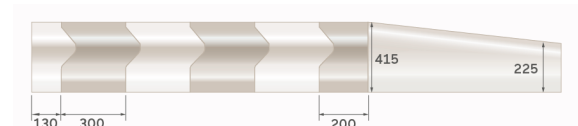
Clockwise



Anticlockwise



Front elevation with clockwise directional indication



Front elevation with anti-clockwise directional indication

Description

Brett Trief® (GST2A) Kerb Quadrant units allow the containment kerb system to be integrated into nearly any traffic project. They're available in both granite and concrete finishes for added design flexibility.

Application

The range of Brett Trief® (GST2A) Kerb Quadrant units – both internal and external – will help you to achieve a variety of angles, which is particularly useful when designing traffic or splitter islands.

Product Type	Precast Concrete Kerb Units.
Manufacturing Process	Wet cast vibrated concrete.
Manufacturing Standard	BS EN 1340: 2003
Design Standard	Contact Brett for more information
Installation Standard	BS 7533-102: 2025
UKCA/DOP	Contact Brett for more information
NBS Specification	45-20-64/385 Precast concrete containment kerbs Q10 110 115

Product Performance

Product	Nominal Dimensions (mm)	No.per pack	Pack wt max kg
Clockwise	380x415x300	1	75
Clockwise Stop End LH	380x415x130	1	39
Clockwise Stop End RH	380x415x200	1	51
Anti-Clockwise	380x415x300	1	75
Anti-Clock Stop End LH	380x415x200	1	51
Anti-Clock Stop End RH	380x415x130	1	39

Tensile Strength	Annex F Compliant - Second moment of inertia satisfactory
Abrasion Resistance	Class 4 - $\leq 20\text{mm}$ - Determined by Wide Wheel Abrasion Test
Durability	Water Absorption - Class 2 $\leq 6\%$ by mass $\leq 1,5\text{kg/m}^2$
Slip / Skid Resistance	PTV Unpolished Slip Resistance Value ≥ 55 - Potential for slip - Low
Thermal Conductivity	1.2 W/(mK)
Reaction to Fire	Class A1 when used for internal flooring
External Fire Performance	Deemed to satisfy

Sustainability

BREEAM	Contact Brett for more information
BES 6001	Contact Brett for more information
Recyclable	Contact Brett for more information
Embodied Carbon	Contact Brett for more information
Brett 5-Star Sustainability Rating	=3

Early Life and Maintenance

Once your paving has been installed, you may notice some changes to its appearance in the first few days and weeks. These visual changes can be due to several reasons originating from the concrete and/or the manufacturing or installation method. Many of these will simply weather away, including:

Efflorescence	The ongoing chemical reaction within the concrete which provides its strength can produce calcium carbonate (a white powdery residue) which may appear on the surface of products. This temporarily lightens the product
----------------------	--

	but will typically weather away without reoccurrence.
Porosity	Concrete continues to cure for many years after manufacture. Whilst this happens and usually during its initial life, a level of porosity may exist where some product retains water, giving a damp appearance. This will diminish as the concrete continues to harden as the product dries out.
Aged and distressed products	For certain products, we distress the edges to offer an aged appearance and enhance the character of the paving. A dusty residue can be left on the blocks. This will weather away.
Differential Curing	Dark patches occasionally appear on the surface of concrete products. This may be differential curing and is caused by varying moisture levels within the flag drying at different rates. Like efflorescence, given time and the natural weathering process, these patches will become less visible.
