

Drivestyle Kerb

Technical Data Sheet



Bullnose Radial - Charcoal



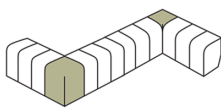
Autumn Gold



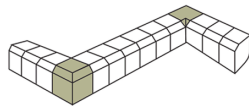
Brindle



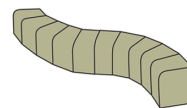
Charcoal



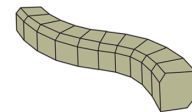
Bullnose Corner



Splay Corner



Bullnose Radial



Splay Radial

Description

Both low-profile kerbs with clean edges, Brett Drivestyle Kerbs share the same pressed concrete material and dimensions, and are available with bullnose and splay profile options. Brett Drivestyle Kerbs feature a smooth, standard finish.

Application

Brett Drivestyle Kerbs are well-suited to creating level changes, driveway borders and edges.

Product Type

Precast Concrete Kerb Units.

Manufacturing Process

Semi dry pressed & vibrated concrete.

Manufacturing Standard	BS EN 1340: 2003
Design Standard	-
Installation Standard	BS 7533-102: 2025
UKCA/DOP	Contact Brett for more information
NBS Specification	45-20-64/370 Precast concrete kerbs / Q24 110 112 113

Product Performance

Product	Nominal / Working Dimensions (mm)	No. per pack	No. per lin.m.	lin.m. per pack	Pack wt max kg
Kerb	125x100x125	270	10	27	891
Kerb (Barrow)	125x100x125	288	10	28.8	976
Corner Splay	125x100x125	1	-	-	4
Corner Bullnose	125x100x125	1	-	-	4
Radial Splay	125x100x125	1	-	-	3
Radial Bullnose	125x100x125	1	-	-	3

Tensile Strength	Characteristic tensile splitting strength ≥ 3.6 Mpa; Failing load ≥ 250 N/mm
Abrasion Resistance	≤ 23 mm - Determined by Wide Wheel Abrasion Test
Durability (Freeze Thaw)	Class 3 $\leq 1,0$ kg/m ² with no individual result $> 1,5$ kg/m ²
Slip / Skid Resistance	Unpolished Slip Resistance Value ≥ 55 - Potential for slip - Low
Thermal Conductivity	1.2 W/(mK)
Reaction to Fire	Class A1 when used for internal flooring
External Fire Performance	Deemed to satisfy

Sustainability

BREEAM	Contact Brett for more information
BES 6001	Contact Brett for more information
Recyclable	Contact Brett for more information
Embodied Carbon	Contact Brett for more information
Brett 5-Star Sustainability Rating	=3

Early Life and Maintenance

Once your paving has been installed, you may notice some changes to its appearance in the first few days and weeks. These visual changes can be due to a number of reasons originating from the concrete and/or the manufacturing or installation method. Many of these will simply weather away, including:

Efflorescence	The ongoing chemical reaction within the concrete which provides its strength can produce calcium carbonate (a white powdery residue) which may appear on the surface of products. This temporarily lightens the product
----------------------	--

Porosity	but will typically weather away without reoccurrence. Concrete continues to cure for many years after manufacture. Whilst this happens and usually during its initial life, a level of porosity may exist where some product retains water, giving a damp appearance. This will diminish as the concrete continues to harden as the product dries out.
Aged and distressed products	For certain products, we distress the edges to offer an aged appearance and enhance the character of the paving. A dusty residue can be left on the blocks. This will weather away.
Differential Curing	Dark patches occasionally appear on the surface of concrete products. This may be differential curing and is caused by varying moisture levels within the flag drying at different rates. Like efflorescence, given time and the natural weathering process, these patches will become less visible.
