

Gardens & Drives

A PAVING COLLECTION

brettlandscaping.co.uk





The UK's largest independent manufacturer of garden and driveway paving products.

Our products are manufactured from high-quality concrete, porcelain or ethically sourced natural stone and are designed to enhance any outside space with beautiful products, including block paving, paving slabs and kerb systems. Brett makes it all simple. We believe in delivering what we say every time; to promote your outside experiences and infinite possibilities.

Brett. Expect Exceptional.

How to buy.

To ensure a seamless quality service, we only trust our products to be supplied through a national network of builders' merchants and accredited Brett Approved Installers. With access to the full portfolio of our products, they can help you to make an informed product selection.

Display stands are available at your local stockist to showcase our product, although we recommend contacting your local branch before visiting to ensure your product is on display. If the product isn't on show, your local Brett stockist can organise a sample to be ordered. For more information, see page 98.

→ Visit brettlandscaping.co.uk to discover your nearest stockist or Brett Approved Installer



Did you know?

Did you know your product choice accounts for roughly 20% of your landscaping budget? This means that you can feel confident in choosing any of our products without blowing your budget. The remaining 80% equates to the installation and sub-base materials. Investing in this will ensure your paving stands the test of time.

→ Read more about why use a Brett Approved Installer on Pages 16 - 17

Turn your dreams into a reality.

Creating an outside space to suit your style can seem daunting, however, with your vision and our expertise, you can achieve your dream space. Simply follow these four steps below.



STEP 1

BE INSPIRED

Visit the 'Inspirations' section on our website to view a portfolio of Brett Approved Installer driveway and garden installations.



STEP 2

SELECT YOUR BRETT PRODUCT

We're committed to providing you with a range of high-quality paving products, including concrete block paving, porcelain paving and natural stone. See page 11 for more details.



STEP 3

FIND A BRETT APPROVED INSTALLER OR STOCKIST

Visit our website to find a Brett Approved Installer near you to carry out your installation or alternatively, visit a stockist to purchase your product direct.



STEP 4

YOU'RE IN GOOD HANDS

Sit back and relax knowing that once your installation is complete, you'll receive a 5 Year Installation Guarantee from your Brett Approved Installer and a free 10 Year Product Guarantee from Brett.



PAVESCAPE

Capture it. Transform it.

Our cutting-edge visualiser tool to bring Brett products to life in your outside space.

How it works.

Don't just imagine the possibilities, experience them with our Visualiser tool.

Our PaveScape visualiser lets you see it all before making any decisions. It's the ultimate tool to ensure that your garden or driveway reflects your style and personality. Don't just imagine the possibilities, experience them with PaveScape.



01. LAUNCH PAVESCAPE

To get started with PaveScape, simply open the tool on your mobile by scanning our PaveScape QR code or access PaveScape via our website.



02. PHOTOGRAPH YOUR SPACE

Upload a picture of your patio or drive, preferably with a clear view of the outside space you wish to pave. Alternatively, you can use one of our preset gardens or driveway scenes.



03. FIND A PRODUCT YOU LOVE

View different paving options in your garden or driveway. Swap to see other styles, share or save your image, and see how Brett Landscaping products can transform your outside space.



04. FIND YOUR INSTALLER OR STOCKIST

Once you have found your perfect paving, the next step is to find a Brett Approved Installer or Stockist. This will allow you to purchase your desired product and view it in person before installation.



Scan to explore our visualiser and watch your outside space come alive with our beautiful paving products!



Contents

GARDENS	PAGE
GARDENS CONTENTS	10 - 11
GARDEN LANDSCAPING TRENDS	12 - 13
WHY USE A BRETT APPROVED INSTALLER?	16 - 17
PORCELAIN PRODUCT SELECTOR	18 - 19
GEOCERAMICA® FIORDI	20 - 21
GEOCERAMICA® MARMOSTONE	22 - 23
GEOCERAMICA® IMPASTO	24 - 25
EDEN LIMESTONE PORCELAIN NEW	26 - 27
EDEN SANDSTONE PORCELAIN	28 - 29
EDEN SLATE PORCELAIN	30 - 31
ELEGANTE BASALT	32 - 33
ELEGANTE QUARTZ NEW	34 - 35
ELEGANTE TIMBER	36 - 37
MOSAIC NEW	38 - 39
ECLIPSE GRANDE NEW	40 - 41
ECLIPSE	42 - 43
COASTAL PORCELAIN WALLING	44 - 45
TEMPEST PORCELAIN WALLING	46 - 47
RIVEN SLATE	48
RIPPLED LIMESTONE	49
RIVEN SANDSTONE	50 - 51
CHAUCER	52
BRONTE	53
MELTONE	54
CANTERBURY	55
BROADWAY ECONOMY	56
QUORNDON	57
STAMFORD	58
STAMFORD ULTRA	59



Invicta Moonstone, Onyx & Pearl

DRIVES	PAGE
DRIVES CONTENTS	60 - 61
AGGTECH® TECHNOLOGY	62 - 63
GEOCERAMICA® BLUESTONE	64 - 65
GEOCERAMICA® FIORDI	66 - 67
INVICTA	68 - 69
INVICTA FLOW	70 - 71
LUGANO NEW	72 - 73
LUGANO FLOW NEW	74 - 75
AURA	76 - 77
ALPHA	78 - 79
ALPHA FLOW	80 - 81
BETA	82 - 83
REGATTA	84 - 85
DELTA	86 - 87
OMEGA	88 - 89
OMEGA FLOW	90 - 91

ACCESSORIES	PAGE
ACCESSORIES CONTENTS	92
GARDEN EDGINGS & STEPPING STONES	92 - 93
KERBS	94 - 95

FURTHER INFORMATION	PAGE
FURTHER INFORMATION CONTENTS	96
PAVESCAPE VISUALISER	96
UNDERSTANDING PAVING COLOURS	97
WHERE TO BUY	98
SUSTAINABILITY	99
WHY BECOME A BRETT APPROVED INSTALLER?	100 - 101
PRODUCT INFORMATION	102 - 109
GOOD TO KNOW	110 - 111



Delta Autumn Gold

Gardens

Your garden is a place for relaxation, to entertain, for the children to play, to escape the everyday. Landscaping your garden can mean many things to different people, from a tranquil lush green haven, to a more contemporary affair with structural planting, gravels and linear styling.

Whatever your taste, Brett Landscaping can create your wildest ideas with wonderful products to complement the colours, textures and style of your garden foliage and your home. Even the smallest areas can be enhanced by our landscaping products, to provide a sense of clear space, drawing focus to specific features, or to provide colour and textural contrast.

Pricing indicator for paving products.

££££

£££


££

£

Luxury Premium Classic Everyday

Product price indicators are for reference only. Prices are available on request from your local Brett Stockist.

GARDENS	PAGE
GARDEN LANDSCAPING TRENDS	12 - 13
WHY USE A BRETT APPROVED INSTALLER?	16 - 17
PORCELAIN PRODUCT SELECTOR	18 - 19
GEOCERAMICA® FIORDI	20 - 21
GEOCERAMICA® MARMOSTONE	22 - 23
GEOCERAMICA® IMPASTO	24 - 25
EDEN LIMESTONE PORCELAIN	26 - 27
EDEN SANDSTONE PORCELAIN	28 - 29
EDEN SLATE PORCELAIN	30 - 31
ELEGANTE BASALT	32 - 33
ELEGANTE QUARTZ	34 - 35
ELEGANTE TIMBER	36 - 37
MOSAIC	38 - 39
ECLIPSE GRANDE	40 - 41
ECLIPSE	42 - 43
COASTAL PORCELAIN WALLING	44 - 45
TEMPEST PORCELAIN WALLING	46 - 47
RIVEN SLATE	48
RIPPLED LIMESTONE	49
RIVEN SANDSTONE	50 - 51
CHAUCER	52
BRONTE	53
MELTONE	54
CANTERBURY	55
BROADWAY ECONOMY	56
QUORNDON	57
STAMFORD	58
STAMFORD ULTRA	59



Chaucer Natural

Concrete Paving

Durable, precision-engineered solutions to suit a wide range of projects.

- More control over colour and dimensions than natural stone paving
- High-quality, engineered products
- Extensive range of colours and textures
- Accessories available such as kerbs, edgings and stepping stones


→ See brettlandscaping.co.uk for more information

Porcelain Paving

A low-maintenance, long-lasting solution to modern day garden paving.

- Long-lasting beauty
- 20mm thickness, strong, durable and slip-resistant
- Low-maintenance and resistant to everyday staining
- Quality and performance tested

Brand you can trust, product you can trust, quality you can trust.



Eclipse Grande Anthracite Black

Natural Stone Paving

Specially selected classic natural stone to enrich your outdoor space with warmth and quality.

- Each piece is unique especially in colour
- Wide variety of colours and textures
- Responsibly sourced products

→ See brettlandscaping.co.uk for more information



Riven Sandstone Mountain Mist

Garden landscaping trends


Popular Features for 2024

Outside space is an important part of everyday living. Beautifully crafted outdoor environments add positive energy to our wellbeing as well as value to our homes. So, it's worth taking the time to get it right. With Brett on your side, you can create a space to enjoy for years. Contact your local Brett Approved Installer for advice on how to help design and achieve your garden or driveway vision.

→ To find your local installer, visit brettlandscaping.co.uk/find-an-installer




Get inspired by real-life garden and driveway designs. Scan to visit our Inspirations portfolio at brettlandscaping.co.uk



p.39

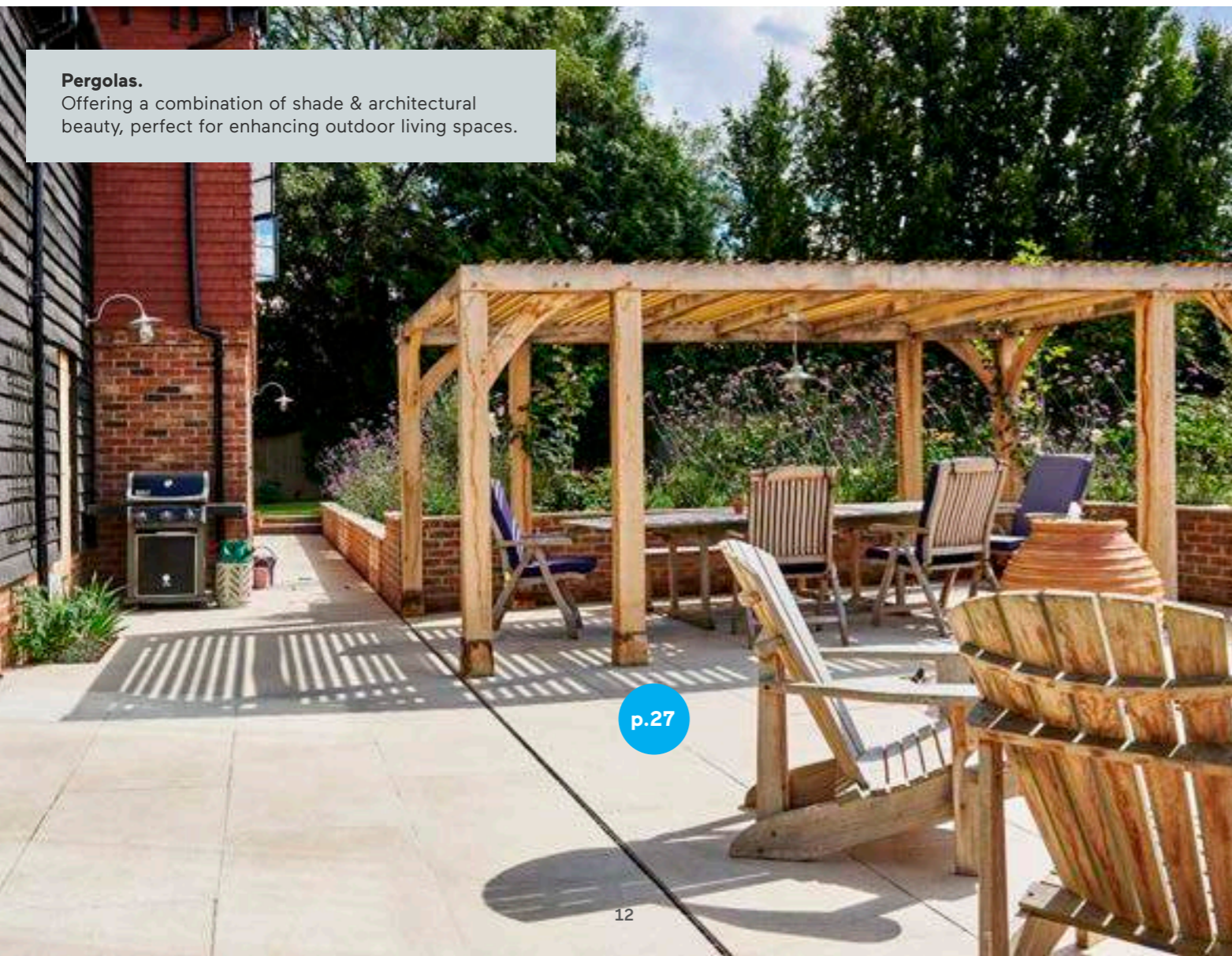
p.45

Living Walls.
Perfect for maximising green space in small areas.




p.27

Fire Places.
Create a cosy and inviting atmosphere while providing a focal point for gatherings.



Pergolas.
Offering a combination of shade & architectural beauty, perfect for enhancing outdoor living spaces.

p.27



p.47

Outdoor Kitchens.
A convenient space for cooking, dining al fresco, and hosting gatherings, in the comfort of your own garden.

p.37



Why use a Brett Approved Installer (BAI)

Providing you with that all-important peace of mind, our nationwide network of Brett Approved Installers (BAIs) is experienced in the craft of installing our products, and their workmanship is rigorously assessed and monitored, so you know your Brett driveway or patio will be installed to the highest standards.

All Brett Approved Installers have access to the latest technical and support services offered by Brett and so can easily help with product choice, design, logistics, British Standard queries and all other aspects of your project.



Expert Advice & Design Consultation **Quality Assessed Installers** **5 Year Installation Guarantee** **10 Year Product Guarantee**



Coastal Porcelain Walling Sea Mist & Invicta Onyx and Moonstone



How do I find a Brett Approved Installer near me?

Visit our 'Find an Installer' page at brettlandscaping.co.uk, enter your postcode and search within your local area for the BAI that best meets your project needs.



Eden Sandstone Porcelain Spring Blend & Omega Brindle, Installed by Taylor Made Landscapes

Our guarantee to you.

We always recommend choosing a Brett Approved Installer to carry out your installation. All our installers meet, or exceed, approved British Standards. When choosing a BAI you will receive the following product & installation guarantees to give you peace of mind.

Brett Approved Installer 5 Year Installation Guarantee

Only your Brett Approved Installer can provide you with a 5 year Installation Guarantee, so on completion of the project, you have the complete peace of mind. Your Approved Installer will also register your installation and product details directly onto our website – so you don't have to. All you need to do is verify the installation and products you chose are all as they should be.

Brett 10 Year Product Guarantee

Once your Brett Approved Installer has submitted your project information, we'll automatically send you a personalised email with log-in details to access the Guarantee Portal on our website. Simply verify the Brett products installed, privately rate the service you've received from your Brett Approved Installer and download your 10 Year Product Guarantee. Then, just sit back and enjoy your beautifully installed and fully guaranteed paving products from Brett Landscaping.



Aura bronze Fleck Installed by Taylor Made Landscapes

"We begin with a design tailored to the space, but it often evolves with new ideas as the projects progress. Our customers trust our ideas and appreciate our in-depth knowledge of Brett products."

– Jon Taylor, Taylor Made Landscapes

- GARDENS
- GARDEN LANDSCAPING TRENDS
- WHY USE A BRETT APPROVED INSTALLER?
- PORCELAIN PRODUCT SELECTOR
- GEOCERAMICA® FIORDI
- GEOCERAMICA® MARMOSTONE
- GEOCERAMICA® IMPASTO
- EDEN LIMESTONE PORCELAIN
- EDEN SANDSTONE PORCELAIN
- EDEN SLATE PORCELAIN
- ELEGANTE BASALT
- ELEGANTE QUARTZ
- ELEGANTE TIMBER
- MOSAIC
- ECLIPSE GRANDE
- ECLIPSE
- COASTAL PORCELAIN WALLING
- TEMPEST PORCELAIN WALLING
- RIVEN SLATE & RIPPLED LIMESTONE
- RIVEN SANDSTONE
- CHAUCER & BRONTE
- MELTONE & CANTERBURY
- QUORNDON & BROADWAY ECONOMY
- STAMFORD & STAMFORD ULTRA

Porcelain product selector.

Here's a colour guide to our porcelain paving ranges, from warm traditional hues to cool contemporary tones, we've got you covered.

There are a multitude of external porcelain and ceramic paving options now available in the market. But not everything's the same. Manufactured to a premium quality, our porcelain paving creates a stylish outside space that's an extension of your home.

Note: Swatches and illustrations are for visual reference only. Shade variation between products is to be expected as Brett's porcelain paving mimics the natural variances of stone.

Please keep in mind, product colours in lifestyle photography may appear lighter or darker due to weather conditions.



→ All of our supporting information on our Porcelain paving ranges is available at brettlandscaping.co.uk.

600x600mm		800x800mm	Mixed Size Pack	900x600mm	1000x500mm	1200x400mm	1200x600mm	385x75mm Walling
GeoCeramica® Impasto Noir	Eclipse Stellar	Eden Limestone Mink	Eden Slate Clouded Sky	Eclipse Grande Anthracite Black	Elegante Basalt Dark Ash	Elegante Quartz Greige	Eden Limestone Mink	Coastal Ocean
GeoCeramica® Marmostone Black	GeoCeramica® Bluestone Noir Puro	Eden Limestone Fawn	Eden Sandstone Autumn Blend	Elegante Quartz ECO Greige	Eden Slate Clouded Sky	Elegante Timber Vintage Oak	Eden Limestone Fawn	Coastal Sea Mist
GeoCeramica® Fiordi Fumo	Eclipse Galaxy	Eden Limestone Cream	Eden Sandstone Spring Blend	Eclipse Grande Kandla Grey	Elegante Timber Driftwood	Eden Limestone Cream	400x160mm Walling	
GeoCeramica® Bluestone Gris Claro	GeoCeramica® Marmostone Grey			Eclipse Grande Dunstone Grey				
GeoCeramica® Impasto Grigio	Eclipse Azure			Eclipse Grande Carrara Marble			Tempest Volcanic Ash	
GeoCeramica® Fiordi Grigio	Eclipse Lunar			Eclipse Grande Laste Beige			Tempest Warm Amber	
Mosaic Grey	Eclipse Cosmic			Eden Limestone ECO Cream				
GeoCeramica® Fiordi Sand	Eclipse Pulsar							



Top tip

Want to explore the benefits of our Porcelain Paving ranges further? Take a look at our 'Why Choose Brett Porcelain?' booklet!

- GARDENS
- GARDEN LANDSCAPING TRENDS
- WHY USE A BRETT APPROVED INSTALLER?
- PORCELAIN PRODUCT SELECTOR
- GEOCERAMICA® FIORDI
- GEOCERAMICA® MOSAIK
- GEOCERAMICA® MARMOSTONE
- GEOCERAMICA® IMPASTO
- EDEN LIMESTONE PORCELAIN
- EDEN SANDSTONE PORCELAIN
- EDEN SLATE PORCELAIN
- ELEGANTE BASALT
- ELEGANTE QUARTZ
- ELEGANTE TIMBER
- ECLIPSE
- COASTAL & TEMPEST PORCELAIN WALLING
- RIVEN SLATE & RIPPLED LIMESTONE
- RIVEN SANDSTONE
- CHAUCER & BRONTE
- MELTONE & CANTERBURY
- STAMFORD & STAMFORD ULTRA
- QUORNDON & BROADWAY ECONOMY



GeoCeramica® Fiordi

Natural Stone Inspired Aesthetics.


Its delicately textured surface and sandstone colour palette will blend effortlessly with a variety of garden environments. The complementary, subtle shades enable Fiordi Porcelain to become a staple of your outdoor space. The 60mm option is perfect for driveways, allowing a seamless flow to the back garden, where the 40mm option can be used to create a modern patio, connecting your outside spaces.

- 600 x 600 x 40mm plan size
- 60mm Fiordi available for drives on page 67
- Complementary porcelain walling & planks available
- See pages 102 - 109 for plan sizes & pack information

→ See brettlandscaping.co.uk for more information



Fumo



Grigio

Did you know?

GeoCeramica® is a unique, hybrid product that can be installed quicker due to its pre-bonded mortar base design, saving you on installation costs.



Gardens

Porcelain Paving

Luxury

GeoCeramica® Marmostone

Replicating the beauty of natural, marble paving.


The natural, marbled aesthetic will undoubtedly add a luxurious look to any garden, while still being highly functional and low maintenance. Whether as an accent feature or as a main focus, GeoCeramica® Marmostone is a stylish way to enrich your entertainment space, while also bringing a sense of drama and visual impact to balcony and patio areas.

- 600 x 600 x 40mm plan size
- Complementary porcelain walling & planks available
- See pages 102 - 109 for plan sizes & pack information


→ See brettlandscaping.co.uk for more information



Scan to visualise in your garden!



Black



Grey

Trending

Create a Japanese inspired zen garden with our GeoCeramica® Marmostone, perfect for those seeking a calming place to meditate and unwind.

GARDENS

GARDEN
LANDSCAPING
TRENDS

WHY USE A
BRETT APPROVED
INSTALLER?

PORCELAIN PRODUCT
SELECTOR

GEOCERAMICA®
FIORDI

GEOCERAMICA®
MARMOSTONE

GEOCERAMICA®
IMPASTO

EDEN LIMESTONE
PORCELAIN

EDEN SANDSTONE
PORCELAIN

EDEN SLATE
PORCELAIN

ELEGANTE
BASALT

ELEGANTE
QUARTZ

ELEGANTE
TIMBER

MOSAIC

ECLIPSE GRANDE

ECLIPSE

COASTAL PORCELAIN
WALLING

TEMPEST PORCELAIN
WALLING

RIVEN SLATE
& RIPPLED
LIMESTONE

RIVEN SANDSTONE

CHAUCER & BRONTE

MELTONE
& CANTERBURY

QUORNDON
& BROADWAY
ECONOMY

STAMFORD &
STAMFORD ULTRA



GeoCeramica® Impasto

A minimalistic look for a clean, crisp finish.


The Noir colour option offers a bold and luxurious personality, while the versatile Grigio colour is an excellent choice for a more neutral design. Either one will set a distinctly modern tone for your outdoor area. GeoCeramica® Impasto will not only complement your garden's best features, but also help accentuate them. Simply add low rattan furniture and potted plants to complete the contemporary look.

- 600 x 600 x 40mm plan size
- Complementary porcelain walling & planks available
- See pages 102 - 109 for plan sizes & pack information


➔ See brettlandscaping.co.uk for more information



Scan to visualise in your garden!



Grigio



Noir

Top tip


When both colours are combined together, they can stylishly frame split-levelled gardens, offering an attractive contrast that will identify and define your separate spaces.



Eden Limestone Porcelain

Natural patterning and earthy colour tones for a timeless look.

The sophisticated, warm palette of Eden Limestone Porcelain will evoke the sun-drenched charm of the Mediterranean in your own garden, while still being subtle enough to work well with modern homes. With many homeowners looking to bring themselves closer to nature, Eden Limestone's natural qualities are an elegant solution. Our 900 x 600 ECO range offers premium aesthetics at a modest price point, with a more prominent texturing in the warming shade of cream.

- 1200 x 600 x 20mm & 800 x 800 x 20mm plan size in all colours
- 900 x 600 x 20mm plan size available in Cream only as part of our ECO porcelain range* 
- 20mm product for internal and external use
- Complementary porcelain walling & planks available
- See pages 102 - 109 for plan sizes & pack information

 See brettlandscaping.co.uk for more information





Scan to visualise in your garden!

Top tip


Combine the neutral colours of Eden Limestone to create a contemporary design for years to come.




Cream
(Limestone & Limestone ECO)




Fawn



Mink



Cream Linear Pack
(Limestone & Limestone ECO)



Fawn Linear Pack



Mink Linear Pack

*Our ECO porcelain has a different origin of manufacture to our Eden Limestone Porcelain. Please do not mix with other sizes in the Eden Limestone range due to texture variation.




Eden Sandstone Porcelain

Showcasing the timeless aesthetics of natural sandstone.

The warm and welcoming colour options are particularly well suited for creating an attractive, outdoor retreat – one which you won't want to keep hidden for long. Completing the look, the replication of the natural fissures and fossils within the variegated patterning are sure to uplift any garden space. Take advantage of mixed-size patio packs for a more traditional sandstone design, and introduce a truly romantic ambience to your garden.

- Mixed Size Patio Packs
- 20mm product for internal and external use
- Complementary porcelain walling & planks available
- See pages 102 - 109 for plan sizes & pack information

➔ See brettlandscaping.co.uk for more information



Autumn Blend Patio Pack



Spring Blend Patio Pack

Eden Sandstone Porcelain Spring Blend & Porcelain Planks Black



Eden Slate Porcelain

Inspired by the raw beauty of riven slate.


With gardens increasingly becoming multi-functional spaces, Eden Slate Porcelain is an excellent way of transforming your outdoor space into an attractive social retreat, or a chic outdoor kitchen. Its multi-tonal, grey palette not only exudes a timeless elegance but also lends a touch of fresh, contemporary style to your elevated spaces, making them stand out as distinctive design focal points.

- 1000 x 500 x 20mm plan size
- Mixed Size Patio Packs
- 20mm product for internal and external use
- Complementary porcelain walling & planks available
- See pages 102 - 109 for plan sizes & pack information

➔ See brettlandscaping.co.uk for more information



Clouded Sky Patio Pack



Clouded Sky Linear Pack

Did you know?

Patio packs offer an efficient, time-saving, and cost-effective solution for creating your patio area.



Elegante Basalt

A speckled surface and fine-grained texture to make a statement.


The Dark Ash colouring is strikingly elegant, while also being luxuriously simple in design. The clean, stylish characteristics of this product are well suited for garden bars, creating a chic ambience with a modern appeal – perfect for entertaining guests. With Elegante Basalt’s refined yet modern characteristics, you can effortlessly create a contemporary outdoor space that is an extension of your indoors, bringing new and intriguing dimensions to your garden.

- 1000 x 500 x 20mm plan size
- 20mm product for internal and external use
- Complementary porcelain walling & planks available
- See pages 102 - 109 for plan sizes & pack information

→ See brettlandscaping.co.uk for more information



PAVESCAPE
Capture it. Transform it.
Scan to visualise in your garden!



Dark Ash

Top tip

The dark tones of Elegante Basalt can be used to create striking entrances, pathways, steps and patio areas for your home.




Elegante Quartz

Beautifully replicating the fine-veined effect of natural quartz.

The tasteful colour palette offered by Greige delivers an understated look with impressive scope for design options, able to uplift both modern and traditional homes with its premium qualities. Enhance your outdoor space by using Elegante Quartz as a stunning centerpiece. Alternatively, you could combine it with Aura cobbled paving for a perfect blend of contemporary and traditional styles.

The 900 x 600mm ECO Quartz range replicates the wonderful texture of quartz but with blended, bronzed tones, adding warmth and depth to your garden design.

- 1200 x 400 x 20mm plan size
- 900 x 600 x 20mm plan size available as part of our ECO porcelain range* 
- Complementary porcelain walling & planks available
- See pages 102 - 109 for plan sizes & pack information

 See brettlandscaping.co.uk for more information



Scan to visualise in your garden!



Greige



Greige (ECO Porcelain)

*Our ECO porcelain has a different origin of manufacture to our Elegante Quartz Porcelain. Please do not mix with other sizes in the Elegante Quartz range due to texture variation.

Top tip

To create a modern meets rustic design, consider adding Aura Block Paving (page 77) to the borders of your patio.



Elegante Timber

Embodying the Scandinavian ambience of natural timber.


Elegante Timber preserves the Nordic style of natural timber, while having the durability and low-maintenance qualities of porcelain. If you are looking to make your garden an extension of your indoors, Elegante Timber Porcelain is an on-trend choice for both rustic and contemporary homes. The natural timber design has a warm and comforting aesthetic, providing you the perfect incentive to reconnect with nature.

- 1200 x 400 x 20mm plan size
- Complementary porcelain walling & planks available
- See pages 102 - 109 for plan sizes & pack information

→ See brettlandscaping.co.uk for more information



Driftwood



Vintage Oak

Top tip

Add longevity to your garden with our Elegante Timber Porcelain - a highly durable and a low-maintenance alternative to wooden decking.

Trending

Natural materials and rammed earth tones throughout our Elegante Timber Porcelain range are perfect for a rustic garden.



Gardens

Porcelain Paving

Luxury



Mosaic

A unique, Middle Eastern inspired aesthetic.

The distinguishing Mosaic pattern, combined with its muted grey colouring adds a truly romantic ambience to your outdoor space. With its unique accents, the Mosaic slab is perfect for creating certain focal points for your garden, working brilliantly for split levelled designs, or even an exotic courtyard oasis.*

- 600 x 600 x 20mm plan size
- Complementary porcelain walling & planks available
- See pages 102 - 109 for plan sizes & pack information

→ See brettlandscaping.co.uk for more information



Grey

*Available from April 2024

Trending

Add a romantic ambience to your garden by using the muted tones of Mosaic to create defined intimate spaces.

Mosaic Grey

GARDENS

GARDEN
LANDSCAPING
TRENDS

WHY USE A
BRETT APPROVED
INSTALLER?

PORCELAIN PRODUCT
SELECTOR

GEOCERAMICA®
FIORDI

GEOCERAMICA®
MARMOSTONE

GEOCERAMICA®
IMPASTO

EDEN LIMESTONE
PORCELAIN

EDEN SANDSTONE
PORCELAIN

EDEN SLATE
PORCELAIN

ELEGANTE
BASALT

ELEGANTE
QUARTZ

ELEGANTE
TIMBER

MOSAIC

ECLIPSE GRANDE

ECLIPSE

COASTAL PORCELAIN
WALLING

TEMPEST PORCELAIN
WALLING

RIVEN SLATE
& RIPPLED LIMESTONE

RIVEN SANDSTONE

CHAUCER & BRONTE

MELTONE
& CANTERBURY

QUORNDON
& BROADWAY
ECONOMY

STAMFORD &
STAMFORD ULTRA



Gardens

Porcelain Paving

Classic



Eclipse Grande

The UKs most popular plan size for gardens.

From striking patios to your dream outdoor kitchen, the Eclipse Grande range features five individual aesthetics, and has the potential to inject luxury into your outside space, whilst maintaining your budget. From the established favourite Kandla Grey, to the super chic Carrara Marble, theres a design to suit your style. The elegant paving aesthetics can create a coordinated finish for your garden, blurring the line between indoor and outdoor living.

- 900 x 600 x 20mm plan size
- Complementary porcelain walling & planks available
- See pages 102 - 109 for plan sizes & pack information

→ See brettlandscaping.co.uk for more information



Scan to visualise in your garden!




Anthracite Black



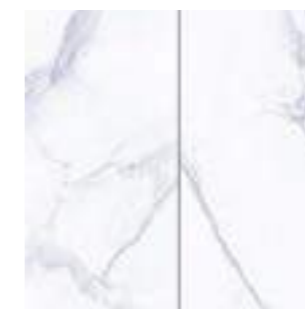
Kandla Grey



Lastle Beige



Dunstone Grey



Carrara Marble

Trending

The perfect plan size for interiors and exteriors, providing a seamless transition from the inside out.




Eclipse

A classic, highly versatile porcelain paving.


With six distinctive colour options available, you can create stunning, timeless exteriors that will adapt to new design trends. In particular, the Stellar colour option gives off a sleek vibe that blends well with contemporary landscaping designs, its an excellent choice for adding stylish minimalism to your outdoor space. The Eclipse range features variegated patterning creating individual aesthetics, and has the potential to realise practically any design aspiration.

- 600 x 600 x 20mm plan size
- Complementary porcelain walling & planks available
- See pages 102 - 109 for plan sizes & pack information


→ See brettlandscaping.co.uk for more information




Pulsar



Lunar



Stellar



Cosmic



Azure



Galaxy

Eclipse Pulsar with Eclipse Azure border



Coastal Porcelain Walling

A multi-tonal, contemporary walling for an unmistakable finish.


To seamlessly extend your indoor living space to the outdoors, our Coastal collection of porcelain walling delivers a refreshing and contemporary ambience, complete with a low-maintenance finish. Whether you're envisioning striking feature walls, elevated flower beds, or the outdoor kitchen of your dreams, the opportunities are endless.

- 400 x 160 x 10mm plan size
- Suitable for indoor and outdoor use
- See pages 102 - 109 for plan sizes & pack information


➔ See brettlandscaping.co.uk for more information



Scan to visualise in your garden!



Coastal Ocean



Coastal Sea Mist

Top tip

Add texture to your garden with our Porcelain Walling, perfect for creating a unique focal point.



Tempest Porcelain Walling

Blended tones and a riven texture for a seamless style.


This porcelain walling offers a range of contrasting tones, giving you the creative freedom to achieve striking designs and a modern, sleek look. Its low-maintenance surface adds to its appeal. Whether you want to make eye-catching feature walls, raised flower beds, or bring your outdoor kitchen dreams to life, the options are limitless.

- 385 x 75 x 10mm plan size
- Suitable for indoor and outdoor use
- See pages 102 - 109 for plan sizes & pack information


➔ See brettlandscaping.co.uk for more information



Scan to visualise in your garden!



Tempest Volcanic Ash



Tempest Warm Amber

Did you know?


The stone porcelain walling seamlessly interlocks, guaranteeing a quick and hassle-free installation, resulting in flawless finish.

Riven Slate


High-quality Brazilian slate with beautiful naturally occurring tones.

Our premium Riven Slate paving range is available in either modern Olive Black or Woodland Grey. These options offer a stylish, contemporary appearance, showcasing the distinctive tones of their characterful surfaces. Craft a stunning outdoor haven with the timeless beauty of nature's own colours.

- Mixed size patio packs
 - See pages 102 - 109 for plan sizes & pack information
- ➔ See brettlandscaping.co.uk for more information



Olive Black



Woodland Grey



Rippled Limestone

Capturing natural warmth and rustic charm for any outdoor area.

Mystic Sky's soothing tones offer a cool vibe, while Honey's warm, varied hues enhance the rustic appeal. Regardless of the color chosen, this product's distinctive tones create a unique identity for your garden. Plus, the selection of single and mixed-size patio packs makes reaching your design aspirations easier.


- Mixed size patio packs
 - Single size packs
- ➔ See pages 102 - 109 for plan sizes & pack information
- ➔ See brettlandscaping.co.uk for more information



Mystic Sky



Honey



Riven Slate Olive Black



Rippled Limestone Honey



Riven Sandstone

Characterful colours to create the feel of an English country garden.

From the robust, autumnal shades of Fossil Mint and Sunrise, through to the cooler and more delicate tones of Forest Glen and Mountain Mist, these natural shades give your patio a unique look and feel. Varying piece to piece, the distinctive colours will take on a new charm in each individual setting, providing an almost antique aesthetic. The organic feel of Riven Sandstone is perfectly matched for individuals looking to achieve a setting that compliments the surrounding nature of their home, ticking all the boxes for a romantic English country garden.

- Mixed size patio packs
- Single size packs
- See pages 102 - 109 for plan sizes & pack information

→ See brettlandscaping.co.uk for more information



Scan to visualise in your garden!



Forest Glen



Fossil Mint



Mountain Mist



Sunrise

Top tip

For the look of Riven Sandstone combined with the durability and ease of maintenance offered by porcelain, try Eden Sandstone Porcelain paving (see page 29).

Chaucer

A cost-effective yet visually appealing patio solution.

Whether you're envisioning a charming patio, winding pathways through your garden, or a series of elegant stepping stones, Chaucer paving provides a practical and versatile solution. Its narrow joints contribute to a more polished look, enhancing the overall aesthetics of your design. It's not just a paving solution; it's a canvas for your creative outdoor vision, allowing you to reclaim and redefine your outdoor space with style and functionality.

- 600 x 600 x 35mm plan size
- 450 x 450 x 32mm plan size
- See pages 102 - 109 for plan sizes & pack information



Buff



Charcoal



Natural



Chaucer Charcoal

Bronte

A riven-effect slab with a classic charm and a chalky finish.

This product's multi-tonal character enhances your patio, elevating your outdoor spaces with depth and sophistication. Ideal for design flexibility, it offers complementary accessories like circle kits and stepping stones. These details draw attention to key design features and accentuate your garden's focal points.

- Single size & Mixed size patio packs
- Full circles & Circle Corner Kit
- Stepping stones
- See pages 102 - 109 for plan sizes & pack information



Acorn Brown



Weathered Buff



Weathered Stone



Bronte Weathered Stone


Meltone

Achieve the premium elegance of granite at a fraction of the cost.

A contemporary garden slab that emulates the appearance of granite. Meltone boasts a lightly textured, slip-resistant surface for added safety. Offered in a single, stylish silver-grey colour, accented with black flecks that lend it a distinctive charm. With its neutral grey visuals, Meltone is particularly well-suited for designs that seek a crisp, modern appearance.

- 600 x 600 x 35mm plan size
- 450 x 450 x 32mm plan size
- Complementary Meltone Kerb available see page 83
- See pages 102 - 109 for plan sizes & pack information

→ See brettlandscaping.co.uk for more information



Black Fleck



Meltone Black Fleck


Canterbury

A timeless, versatile look for any garden setting.

With its aged feel, riven surface, and weathered edges, Canterbury helps to create an idyllic, country-garden ambience. Perfect for creating cosy nooks and gathering spaces, it pairs seamlessly with Vintage Kerb to craft stylish outdoor features. Canterbury embodies the essence of British garden culture.

- Patio packs
- See pages 102 - 109 for plan sizes & pack information

→ See brettlandscaping.co.uk for more information



Old Cotswold



Mellow Amber



Slate Grey



Canterbury Slate Grey


Broadway Economy

Durable, riven concrete paving suitable for utility areas.

Offered in either a riven or smooth finish and available in two different sizes, this cost-effective concrete paving flag is a practical choice for utility areas like shed bases and hard standing areas. While we do not recommend it for patios, it excels in outdoor utility applications.*

- 600 x 600 x 32mm plan size
- 450 x 450 x 32mm plan size
- See pages 102 - 109 for plan sizes & pack information

→ See brettlandscaping.co.uk for more information



Riven Buff

Buff Smooth

Riven Natural

Natural Smooth



Broadway Economy Riven Buff

*Aesthetic finish may vary.


Quorndon

A subtly riven surface with excellent durability.

Quorndon features a riven surface, enhancing its durability and providing excellent non-slip properties. Its gently textured finish and color variations make it an ideal choice for robust utility paving and patio areas. Additionally, Quorndon offers versatility with three available sizes to suit your specific needs.*

- 600 x 600 x 35mm plan size
- 600 x 300 x 35mm plan size
- 450 x 450 x 35mm plan size
- See pages 102 - 109 for plan sizes & pack information

→ See brettlandscaping.co.uk for more information



Buff

Natural



Quorndon Buff

*Aesthetic finish may vary.



Stamford

Economy wet cast concrete slabs designed to provide outstanding value.

Stamford flags are designed with DIY enthusiasts in mind, featuring edge details that facilitate quick and easy installation with narrow joints. Featuring a detailed rippled surface, Stamford offers straightforward fitting and exceptional value, making it an excellent choice for those seeking modern paving for patios, paths and utility areas.*

- 600 x 600 x 32mm plan size
- 450 x 450 x 32mm plan size
- See pages 102 - 109 for plan sizes & pack information

➔ See brettlandscaping.co.uk for more information



Buff



Natural



Charcoal



Stamford Charcoal

*Aesthetic finish may vary.


Stamford Ultra

A softly rippled texture for understated and simple designs.

Stamford Ultra's added texture suits delicate design goals, adding charm and functionality to your outdoor space. By incorporating statement seating and potted plants, you can infuse a comfortably lived-in feel into your garden. Stamford Ultra blends practicality and style seamlessly, making it an excellent choice for domestic utility paving.*

- 450 x 450 x 32mm plan size
- See pages 102 - 109 for plan sizes & pack information

➔ See brettlandscaping.co.uk for more information



Buff



Natural



Charcoal



Stamford Ultra Buff

*Aesthetic finish may vary

Drives



A driveway isn't simply a place for your car, it's the entrance to your home. It should be inviting, impactful, stylish and complementary to the aesthetics of your home. It can add value to your property, presenting that all-important kerb appeal.

Speaking of which, our kerbs are as attractive as the rest of our products. Simply, the Brett Landscaping driveway paving product range will help your home make an entrance. Our blocks come in different depths for different uses, but for driveways that are used to accommodate normal family cars, we'd recommend our 'light usage' range of 50mm and 60mm blocks. Speak to one of our Brett Approved Installers to ensure you have the correct product for your application.

Pricing indicator for paving products.

££££ £££ ££ £
Luxury **Premium** **Classic** **Everyday**

Product price indicators are for reference only. Prices are available on request from your local Brett Stockist.

CONTENTS	PAGE
AGGTECH® TECHNOLOGY	62 - 63
GEOCERAMICA® BLUESTONE	64 - 65
GEOCERAMICA® FIORDI	66 - 67
INVICTA	68 - 69
INVICTA FLOW	70 - 71
LUGANO 	72 - 73
LUGANO FLOW 	74 - 75
AURA	76 - 77
ALPHA	78 - 79
ALPHA FLOW	80 - 81
BETA	82 - 83
REGATTA	84 - 85
DELTA	86 - 87
OMEGA	88 - 89
OMEGA FLOW	90 - 91



Porcelain paving


Blocks and gravel aren't the only driveway solutions. With the advances in concrete technology, Brett Landscaping can bring you the crisp, contemporary look of porcelain for your driveway. GeoCeramica® Bluestone and Fiordi have an elegant porcelain flag permanently bonded to a concrete base, combining beauty with strength, stability and drainage. 60mm GeoCeramica® has been tried and tested for use on driveways where the density of porcelain makes it resistant to the staining usually associated with constant vehicle use.

 See brettlandscaping.co.uk for more information

Block paving

Concrete blocks have been the staple of driveway design for many years, and it's easy to understand why. Not only do they offer a robust, easy-to-install solution for your driveway paving, but also come in a multitude of styles, textures and colours to create a lasting design to be proud of.

 See brettlandscaping.co.uk for more information



Permeable paving

Helping towards the environmental stability of our planet is now more important than ever, and homeowners are taking the initiative, helping to combat flooding by reducing the amount of rainwater that runs from their gardens. Brett Landscaping offers a number of block products to help homeowners design a driveway that not only looks beautiful but helps manage surface water run-off. You can also add further interest by including our permeable gravels to your design, helping you meet the standards set by your Local Authority. As a homeowner, you now have a legal obligation to avoid surface water draining onto public highways from your property if the area exceeds the parameters allowed – specifically 5m². For further guidance, contact our customer service team who'll be delighted to help you.

 See brettlandscaping.co.uk for more information

AggTech® Technology bespoke to our Invicta range.

Where science, technology and sustainability deliver first class performance.

Beautifully engineered, the Brett Invicta range uses a specially formulated surface layer, AggTech®, which has been developed to deliver high performance with a stunning, individual aesthetic.

Invicta has been developed to perform, using only the highest-quality materials. You'll appreciate its distinctive sparkle, and the colours in its range have been specifically developed to complement each other, enabling a flexibility of design like nothing else.

To ensure its long-life structural performance, Invicta's AggTech® surface layer includes more cement, a higher concentration of pigment for richer, more defined tones, and a finer cut of premium, specialist aggregates. Formed in unison to the coarse, robust sub-layer which contains 15% recycled content, results in an extremely strong and secure bond for the life of the paving. Its surface layer is extremely hardwearing enabling it to shrug-off extreme weather and retain its vivid, brighter colours.




Invicta Onyx



Invicta Moonstone, Pearl & Onyx



Tough and beautiful for longer.



Scan the QR Code to discover AggTech® online





Drives

Porcelain Paving

Luxury

GeoCeramica® Bluestone

A contemporary, speckled porcelain paving crafted for driveways.

GeoCeramica® Bluestone offers a clean, premium speckled finish that makes a striking and modern first impression for your home. With its unique porcelain and concrete construction, it's not only hard-wearing but also versatile. This low-maintenance solution resists stains and tyre marks. Plus, the coordinating grey tones of Noir Puro and Gris Claro provide a contemporary look for your property.

- 600 x 600 x 60mm plan size
- See pages 102 - 109 for plan sizes & pack information

→ See brettlandscaping.co.uk for more information




PAVESCAPE

Capture it. Transform it.

Scan to visualise on your driveway!



Noir Puro



Gris Claro

Top tip

Enhance your landscaping by combining GeoCeramica® Bluestone with block paving like the sleek lines of Beta (page 83), creating a contrast of textures and details.



Drives

Porcelain Paving

Luxury

GeoCeramica® Fiordi

Modern driveway paving, inspired by sandstone.

With subtle colouring and a textured surface, GeoCeramica® Fiordi is a versatile paving for every home. Featuring a unique porcelain and concrete construction to enable ease of installation, it's not only hard-wearing but also versatile. This low-maintenance solution resists stains and tyre marks and is available in 60mm and 40mm thickness which allows you to extend the luxurious aesthetic of your driveway seamlessly throughout your entire home and garden, effortlessly integrating the product's modern charm into your outside space.


- 600 x 600 x 60mm plan size
- 40mm product suitable for patios on page 21
- See pages 102 - 109 for plan sizes & pack information

→ See brettlandscaping.co.uk for more information




PAVESCAPE
Capture it. Transform it.


Scan to visualise on your driveway!



Fumo



Grigio



Sand

Top tip

GeoCeramica® Fiordi offers the complete solution for patio and driveway renovations with 40mm and 60mm thickness options.



Drives

Block Paving

Luxury

Invicta

An innovative masterpiece with its pioneering AggTech® surface layer.

Crafted from premium aggregates, Invicta adds a unique sparkle and texture that sets it apart from ordinary concrete block paving products. With four complementary colours that effortlessly combine, your driveway will radiate an exceptional charm. The AggTech® surface layer not only offers superior durability but also ensures the highest level of slip resistance. Invicta comes in 6 versatile sizes, including a mixed size TRIO pack, in both 60mm and 80mm thicknesses. This versatility caters to a wide range of requirements and design preferences, it's no wonder it's our most popular driveway paving. With its remarkable qualities, Invicta promises to transform your property, giving your home a distinctive and stunning appearance.

- 60mm TRIO mixed size packs
- 60mm and 80mm single size packs
- Complementary Meltone Kerb see page 95
- See pages 102 - 109 for plan sizes & pack information

→ See brettlandscaping.co.uk for more information



PAVESCAPE
Capture it. Transform it.

Scan to visualise on your driveway!



Onyx



Moonstone



Pearl



Citrine



Drives

Block Paving

Luxury

Invicta Flow

A seamless blend of aesthetics and effective permeable drainage.

Invicta inherits the AggTech® surface layer from our Invicta range while introducing an innovative nib design for a sustainable drainage solution. With Invicta Flow, you don't have to compromise on beauty for functionality. It boasts a captivating finish, complete with its distinctive sparkle, premium texturing, and enticing colour choices. Available in a 200 x 100mm plan size, in both 60 and 80mm thicknesses, Invicta Flow excels in slip resistance and durability. It's a permeable paving solution designed to stand the test of time.

- 60mm and 80mm single size packs
- Complementary Meltone Kerb available see page 95
- See pages 102 - 109 for plan sizes & pack information

➔ See brettlandscaping.co.uk for more information



PAVESCAPE
Capture it. Transform it.

Scan to visualise on your driveway!



Onyx



Moonstone



Pearl



Citrine



Drives

Block Paving

Premium



Lugano

Showcasing the timeless beauty of natural granite.

Lugano's contrasting cool shades, with their vibrant shot blast finish, create a driveway of distinctive character and dimension. Whether used individually or combined, they form stunning driveways, pathways, and borders. The fresh grey tones in this range offer a clean, minimalistic style, while the Rosa shade adds a subtle pop of colour when blended into your design. Lugano comes in single-size packs and TRIO mixed-size packs, offering versatile design possibilities. Its durable, textured surface ensures high slip resistance, making it both stylish and functional.


- 60mm and 80mm TRIO mixed size packs
- 80mm single size packs
- See pages 102 - 109 for plan sizes & pack information

→ See brettlandscaping.co.uk for more information




PAVESCAPE
Capture it. Transform it.

Scan to visualise on your driveway!



Graphite Grey



Misty Grey



Rosa

NEW

Trending

Lugano is a cost-effective choice when looking to achieve a premium granite look for your driveway.



Drives

Block Paving

Premium

Lugano Flow

Showcasing premium granite with innovative water drainage.

This eco-friendly feature helps to avoid everyday flooding and excess surface water by releasing it back into the environment in a controlled, sustainable way. Available in a 200 x 100mm plan size, in both 60 and 80mm thicknesses, Lugano Flow does not compromise the contemporary vision of the Lugano range, offering you a permeable paving solution that will complement your home. The cool, refreshing tones blend seamlessly with a touch of eye-catching Rosa, creating a visually stunning combination.

- 60 and 80mm single size packs
- See pages 102 - 109 for plan sizes & pack information

→ See brettlandscaping.co.uk for more information



PAVESCAPE

Capture it. Transform it.

Scan to visualise on your driveway!



Graphite Grey



Misty Grey



Rosa

DRIVES

AGGTECH®
TECHNOLOGY

GEOCERAMICA®
BLUESTONE

GEOCERAMICA®
FIORDI

INVICTA

INVICTA FLOW

LUGANO

LUGANO FLOW

AURA

ALPHA

ALPHA FLOW

BETA

REGATTA

DELTA

OMEGA

OMEGA FLOW



Drives

Block Paving

Premium

Aura

A charming courtyard look with subtle granite sparkle.

Enhance your outdoor space with Aura Paving, a tumbled, riven block paving that has a sparkle reminiscent of traditional granite's premium finish. Featuring two distinctive colour options, choose Bronze Fleck to accentuate a rustic, cobbled-street charm, or opt for Silver Fleck for a neutral, versatile style that complements a variety of properties. Regardless of your choice, Aura's infuses your driveway and garden spaces with period charm and character, creating an alluring old-world ambiance.

- 114 x 114 x 60mm plan size
- 114 x 171 x 60mm plan size
- See pages 102 - 109 for plan sizes & pack information

→ See brettlandscaping.co.uk for more information



PAVESCAPE

Capture it. Transform it.

Scan to visualise on your driveway!



Bronze Fleck



Silver Fleck

Did you know?

Aura block paving is a popular choice for both driveway and garden designs, and is often used alongside porcelain to create a blend of traditional and contemporary aesthetics.



Drives

Block Paving

Classic

Alpha

A versatile, timeless choice with antique stone elegance.

Alpha block paving offers a classic, distressed look inspired by antique stone, making it a popular choice for any property. Its traditional aesthetic exudes enduring style, welcoming you home with every return. With a range of popular colours, from warm Autumn Gold to cool Charcoal, you can effortlessly match your home's architecture. But Alpha goes beyond the ordinary. With multiple shades and sizes available, you can experiment with creative outlines and designs. Alpha is the essential choice for homeowners looking to enhance their driveway.

- 50mm single size packs available in Autumn Gold, Charcoal & Silver Haze
- 60mm and 80mm single size packs available in all colours
- 50mm and 60mm TRIO mixed size packs available in Autumn Gold, Brindle and Silver Haze
- Complementary Alpha Kerbs and Drivestyle Kerbs see page 94 - 95
- See pages 102 - 109 for plan sizes & pack information




PAVESCAPE
Capture it. Transform it.


Scan to visualise on your driveway!




Autumn Gold **S T**




Burnt Oak **S**



Brindle **S T**



Charcoal **S**



Silver Haze **S T**

S Single size packs

T TRIO mixed size pack

DRIVES

AGGTECH®
TECHNOLOGY

GEOCERAMICA®
BLUESTONE

GEOCERAMICA®
FIORDI

INVICTA

INVICTA FLOW

LUGANO

LUGANO FLOW

AURA

ALPHA

ALPHA FLOW

BETA

REGATTA

DELTA

OMEGA

OMEGA FLOW



Drives

Block Paving

Classic

Alpha Flow

Charming, antique aesthetics with innovative permeable drainage.

Alpha Flow embodies the charm and tumbled edges of Alpha, offering three popular colour options to express your unique style and harmonise with your home's aesthetics. Alpha Flow is a forward-thinking paving solution, which seamlessly combines the warmth and antique appeal of aged products with innovative permeable drainage, promising a long-lasting investment. Its interlocking nib system facilitates efficient drainage, allowing water to filter into a specially designed sub-base, making it an environmentally conscious solution for your home.

- 60mm and 80mm single size packs
- Complementary Alpha Kerbs and Vintage Kerbs see page 94
- See pages 102 - 109 for plan sizes & pack information

→ See brettlandscaping.co.uk for more information



PAVESCAPE
Capture it. Transform it.

Scan to visualise on your driveway!



Autumn Gold



Brindle



Charcoal



Drives

Block Paving

Classic

Beta

A popular, durable paving with a contemporary, smooth finish.

Beta's adaptable style effortlessly complements various property types. Its durability and closely spaced blocks minimise soil buildup, reducing maintenance needs. From the moment of installation, Beta's satisfyingly smooth surface and chic modern lines make a lasting impression. Choose from six colour options, including the warm blend of Autumn Gold, Brindle, and Burnt Oak for a classic feel, or opt for a modern twist with Charcoal and Silver Haze, featuring cooling grey tones that subtly enhance a variety of home environments.

- 60mm and 80mm single size packs available in all colours
- 60mm TRIO mixed size packs
- 60mm circle packs in Silver Haze
- See pages 102 - 109 for plan sizes & pack information




PAVESCAPE
Capture it. Transform it.


Scan to visualise on your driveway!




Autumn Gold **S T**




Burnt Oak **S**




Brindle **S**



Rustic Bronze **T**



Charcoal **S**



Silver Haze **S T C**

C Circle kits **S** Single size packs **T** TRIO mixed size packs

PLEASE NOTE: Beta and Beta TRIO paving should not be mixed due to variations in colour resulting from regional manufacture. Our Circle Kits are individual features designed to complement the paving within the same product range and not to match.



Drives

Block Paving

Classic

Regatta

Timeless character inspired by traditional cobbled streets.

Autumn Gold offers a warm and welcoming entrance, while Silver Haze provides a contemporary option with excellent potential for stylish contrasts. Both colour options will bring out the enduring elegance of the cobbled paving aesthetic, providing a classic paving solution that will reflect your home's personality. Available in an easy to install 60mm TRIO pack, Regatta block paving is bound to create a timeless driveway that will always be a delight to return home to.

- 60mm TRIO mixed size packs
- 60mm circle packs in Silver Haze
- See pages 102 - 109 for plan sizes & pack information


→ See brettlandscaping.co.uk for more information



PAVESCAPE

Capture it. Transform it.

Scan to visualise on your driveway!



Autumn Gold



Silver Haze

Please note: Our Circle Kits are individual features designed to complement the paving within the same product range and not to match.



Drives

Block Paving

Everyday

Delta

Large format block paving for enhanced coverage.

When the requirement is a modern driveway with sweeping visuals, fewer joints, and exceptional ease of installation, Delta paving is a superb choice. Develop your driveway vision by contrasting rounded greenery with Delta paving's straight lines, promising a view that is bound to upscale your home's first impression. This large format block paving solution is also a cost-effective way of transforming your driveway into a fresh, modern-looking space, well suited for practically any property.


- 266 x 133 x 50mm plan size
- See pages 102 - 109 for plan sizes & pack information

➔ See brettlandscaping.co.uk for more information



PAVESCAPE
Capture it. Transform it.

Scan to visualise on your driveway!



Autumn Gold



Brindle



Silver Haze

Top tip

Enhance your property's appeal with Delta by pairing it with Omega block paving for a captivating pattern contrast that adds a fresh dimension to your space! (page 89)



Omega

Eight colour options for maximum design possibilities.

An extremely popular choice due to its classic rectangular format and freedom for creativity. Omega has been specially developed to accommodate various laying patterns, meaning you can personalise your driveway with striking visual designs to reflect your own style. Add the finishing touches to your driveway by pairing our complementary Omega Kerb to your design. If you are looking for a traditional and classic driveway, look no further than our Omega range.


- 200 x 100mm plan size
- 50mm, 60mm and 80mm thickness options
- Can be integrated with Delta (see page 87)
- See pages 102 - 109 for plan sizes & pack information

→ See brettlandscaping.co.uk for more information



PAVESCAPE
Capture it. Transform it.

Scan to visualise on your driveway!




Autumn Gold




Burnt Oak




Brindle




Red



Buff



Natural



Charcoal



Silver Haze

PLEASE NOTE: Some items shown are made to order. Check the Trade Guide for further information.



Drives

Block Paving

Classic

Omega Flow

A cost effective, permeable paving solution.

A unique nib feature allows water to drain into a specially designed sub-base, helping to reduce excess surface water on your driveway. The functionality and performance of Omega Flow does not diminish Omega's ever-popular aesthetics, with five colour choices, and a classic rectangular block profile, allowing for some exceptional driveway designs. You can also take advantage of Omega Flow's ability to create distinctive laying patterns, which can be used to define certain areas of your drive, or to accentuate borders with its clean design.

- 200 x 100mm plan size
- 60mm and 80mm thickness options
- See pages 102 - 109 for plan sizes & pack information

→ See brettlandscaping.co.uk for more information



PAVESCAPE
Capture it. Transform it.

Scan to visualise on your driveway!



Autumn Gold



Burnt Oak



Brindle



Natural



Charcoal

Accessories

Garden edgings, kerbs and decorative stones are often the last consideration when planning your garden or driveway project, but used correctly, and with a little imagination, they can enhance your design and reveal something spectacular.

CONTENTS	PAGE
GARDEN EDGINGS & STEPPING STONES	92 - 93
KERBS	94 - 95

Garden edgings

Adding the finishing touches to your borders

Edging plays an essential part in your garden, performing a practical function of defining areas whilst neatly finishing flower beds. See pages 102 - 109 for plan sizes & pack information.

- Rope Top
- Round Top
- Round Top Pressed



Rope Top Edging Charcoal



Round Top Edging Charcoal

Stepping stones

Adding extra detail to your garden

Offered in a variety of shapes and colours, such as brown, buff and grey. Brett Stepping Stones are traditional, wet-cast paving units featuring sloping edges and a gently riven surface to complement our garden paving ranges. See pages 102 - 109 for plan sizes & pack information.

- Circular
- Random

➔ See brettlandscaping.co.uk for more information

Top tip

As well as stepping stones you can create a bespoke design using single sized slabs from our patio packs.



Random Stepping Stones in Brown



Vintage Kerb Charcoal

Vintage Kerb

The tumbled aesthetic of Vintage Kerb provides rustic detailing and can be used to create steps, level changes, borders, edge and walling.

- See pages 102 - 109 for plan sizes & pack information

Colour availability

Charcoal.

→ See brettlandscaping.co.uk for more information

Alpha Kerb

Alpha Kerb is perfectly suited to define boundaries and low-level changes within driveways or gardens. Its tumbled, rustic finish, adds character, and it's available with two profile options, three popular colours and full suite of complementary corners, radials and transition fittings.

- See pages 102 - 109 for plan sizes & pack information

Colour availability

Autumn Gold, Brindle and Charcoal.

→ See brettlandscaping.co.uk for more information



Alpha Kerb Autumn Gold



High Kerb Charcoal (shown wet)

High Kerb

With its smooth finish and clean lines, High Kerb is a popular choice for creating steps, level changes, driveway borders and edges. Its simple design allows High Kerb to complement Brett concrete block paving products, and it's available in a full suite of corners, radials and transition fittings.

- See pages 102 - 109 for plan sizes & pack information

Colour availability

Autumn Gold, Brindle and Charcoal.

→ See brettlandscaping.co.uk for more information



Drivestyle Kerb Charcoal

Drivestyle Kerb

Brett Drivestyle Kerb has two profile options, both with a smooth finish and is offered in three popular colours. Complementary corners, radials and transition fittings are also available.

- See pages 102 - 109 for plan sizes & pack information

Colour availability

Autumn Gold, Brindle and Charcoal.

→ See brettlandscaping.co.uk for more information

Omega Kerb

Designed to integrate with all Brett standard concrete paving ranges, Omega Kerb is the perfect accompaniment to our Omega block paving products (pages 74 - 75). Available in charcoal, our most popular edging colour, Brett Omega Kerb's 200mm length allows fewer units to be used to create borders and boundaries, saving installation time while offering excellent value for both DIY projects and professional installations.

- See pages 102 - 109 for plan sizes & pack information

Colour availability

Charcoal.

→ See brettlandscaping.co.uk for more information



Omega Kerb Charcoal



Meltone Kerb Black Fleck

Meltone Kerb

Brett Meltone kerbs feature a black fleck to replicate original granite kerbs. Their fine textured finish and square profile perfectly complements Meltone flag paving and Invicta block paving.

- See pages 102 - 109 for plan sizes & pack information

Colour availability

Black Fleck.

→ See brettlandscaping.co.uk for more information

Further Information

With such an extensive and diverse range of Brett products and accessories available, you might want a little help with selecting the perfect combination of paving colours and materials to suit your project.

Whether you're looking for tips on creating contrast within your designs, where to order product samples, or information on the colour variations of natural stone products, you'll find it all here.

And once you've identified the products that will transform your home and garden, we make it easy to find your local Brett stockists and Brett Approved Installers – helping to turn your vision into reality.

CONTENTS	PAGE
PAVESCAPE VISUALISER	96
UNDERSTANDING PAVING COLOURS	97
WHERE TO BUY	98
SUSTAINABILITY	99
WHY BECOME A BRETT APPROVED INSTALLER	100 - 101
PRODUCT INFORMATION	102 - 109
GOOD TO KNOW	110 - 111



Transform your outdoor space with confidence.

Step into a world where your garden dreams come to life with our cutting-edge AR Visualiser, Pavescape! Transform your outdoor space with a simple snap and a click, as it allows you to envision our beautiful paving products into your outdoor environment.

How it works

Choosing the perfect paving has never been this exciting and effortless. Take a photo of your garden or driveway, and let the magic unfold as you explore the vast array of Brett products at your fingertips. Pavescape provides a seamless experience, allowing you to experiment with different styles, colours, and textures until you find the perfect match for your vision.

See it before you buy it!

Our Pavescape visualiser lets you see it all before making any decisions. It's the ultimate tool to ensure that your outdoor space reflects your style and personality. Don't just imagine the possibilities— experience them with Pavescape.

Understanding Paving Colours

Colours in paving act differently for many reasons, not least for the many different textures and variations – even within the same product. This is particularly significant with natural stone, which gives it its high-end quality look and feel. It's for these reasons that it's crucial to view actual samples, to provide a true impression of how our products look and how the finished design is likely to turn out.


Get samples to be colour-sure

You can quickly and easily obtain a product sample in your desired colour from either your Brett Approved Installer or your local Brett stockist.

Variations in colour are still possible across our product range due to a number of different factors:

- All concrete products are manufactured from a mixture of sand, cement, aggregate and pigment which can give variations in colour mix shades from batch-to-batch and site-to-site.
- Our Circle Kits are individual features designed to complement the paving within the same product range and not to match.
- Aesthetics account for a huge amount when making a porcelain decision. A good porcelain supplier such as Brett will be able to tell you exactly how many different surface aesthetics there are in a specific product. Depending on the style, the greater the number of variations, the better the look. Ensure the more exotic patterns have plenty of alternatives.
- Natural stone products will vary in colour depending upon where it's quarried and how the stone is processed prior to delivery.

These variations are impossible to prevent, but do bring character, style and individuality. When you choose a colour from a photograph, there are many factors that can change how the product looks; the time of day the photograph was actually taken, climatic conditions, and print limitations for example. These factors can affect how our product colours are viewed.



Where to buy

To ensure a seamless quality service, we only trust our products to be supplied through a national network of builders' merchants and accredited Brett Approved Installers. With access to the full portfolio of our products, they can help you to make an informed product selection.

→ Visit brettlandscaping.co.uk to discover your nearest Brett stockist and Brett Approved Installer

Display stands are available at your local stockist to showcase our product, although we recommend contacting your local branch before visiting to ensure your product is on display.

If the product isn't on show, your local Brett stockist can organise a sample to be ordered in ready for collection.

And if you'd like to explore the design opportunities available with Brett products, follow us on social media or view our Inspiration page.

 BrettPaving

 Posts_by_Brett

 Brett Landscaping

 Brett_Landscaping

 Brett Landscaping

 Brett Landscaping

 Brett Landscaping



↑
Find a Stockist near you



↑
Find a Brett Approved Installer near you

Brett Landscaping

Dedicated to creating a more sustainable future.

A strong mission for positive change through cross-functional collaboration to deliver sustainable operations, a resilient supply chain, and a commitment to drive social and environmental change.

People

Brett Landscaping are who we are, because of our people. That's why we make sure our staff feel safe and secure at work by adopting the Vision Zero initiative providing empowerment through training and interactive workshops, whilst contributing to our sustainability strategy.



Environment

We are committed to investing in our manufacturing sites to provide sustainable and renewable energy solutions. Over the last 10 years, we have delivered a 54% reduction in carbon usage from energy and fuel.



Collaborative

We all want to do better and that's why we collaborate with companies that aim to make positive changes too. We're committed to upholding the highest ethical standards, actively monitoring our supply chain to help improve working conditions and ensuring our sites meet the RSP Guidelines.



Products

All our manufactured products are 100% recyclable and produced in the UK using fully sourced UK materials. Our flagship block paving range, Invicta features 15% recycled content within the backing mix, providing a more sustainable product without compromising on quality, performance or aesthetics.



Packaging & Delivery

We strive to eliminate plastic packaging from our products wherever possible. However, given our Health and Safety first culture, if packaging can not be eliminated due to a compromise in pack stability, we have reduced the non-essential plastic used, by implementing banding with 100% recycled content which is made from recycled PTFE bottles.

→ Visit brettlandscaping.co.uk/sustainability/ to learn more about our sustainability initiatives.

Paving installers, are you looking to grow your business?

We are a trusted and established independent business. We understand our customers, their aspirations and how we can enable possibilities to become reality.

Being a Brett Approved Installer can help you grow your business, through working with high-quality products that customers trust. You'll also benefit from further hands-on experience, training, advice and support. It's all part of establishing you as the Installer of choice within your local area.

As a valued member of the scheme you'll have access to:

- Merchandising kit
- Promotional sample boxes
- Provide customers with a free 10 Year Product Guarantee from Brett
- Provide customers with a 5 Year Installation Guarantee when using Brett products.
- One-to-one account management and guidance
- Our private Facebook Group
- Private access to our Brett Approved Installer portal
- Brand endorsement through use of Brett Approved logo
- Exclusive annual Awards Ceremony
- Featured on our 'Find an Installer' web page
- Gain reward points to spend with third-party suppliers



Aura Bronze Fleck

BrettApproved
PAVING EXPERTS YOU CAN TRUST

Join the Brett Approved Installer scheme today!



From collecting points to winning more work, the three tiers to the Brett Approved Installer scheme are outlined below:

BRETT REWARDS

BRETT REWARDS FREE

- Points on all purchases
- Monthly competitions
- Access to training days

BrettApproved
PAVING EXPERTS YOU CAN TRUST

BRETT APPROVED
£24.95/MO

- Brett rewards benefits +
- 5 year installation guarantee
- 10 year product guarantee
- Featured on 'find an installer'
- 1.5x points on all purchases

BrettApproved
PAVING EXPERTS YOU CAN TRUST

BRETT PREMIER
£24.95/MO

- Invite only
- Brett Approved benefits +
- Highlighted on 'find an installer'
- 2x Points on all purchases

How it works

A one team operation, installing approx 300m² of paving in 12 months could receive £2,000 of support if they are a Premier Member (£1,250 as an Approved Member).

This is a typical representative example, reward points vary by type of product you lay.

Contact Brett Landscaping directly on 0345 60 80 570 for product availability and lead times.

Alpha

50MM SINGLE SIZE PACKS			
SIZE MM	THICKNESS MM	NO. PER PACK	AREA M ² PER PACK
105 x 140	50	732	10.76
140 x 140		552	10.82
210 x 140		368	10.82

60MM SINGLE SIZE PACKS			
SIZE MM	THICKNESS MM	NO. PER PACK	AREA M ² PER PACK
105 x 140	60	702	10.32
140 x 140		528	10.35
210 x 140		352	10.35

80MM SINGLE SIZE PACKS			
SIZE MM	THICKNESS MM	NO. PER PACK	AREA M ² PER PACK
105 x 140	80	510	7.50
140 x 140		384	7.53
210 x 140		256	7.53

CIRCLE PACKS			
SIZE DIA. MM	THICKNESS MM	NO. PER PACK	AREA M ² PER PACK
2950	60	464	6.84

Alpha Flow

60MM SINGLE SIZE PACKS			
SIZE MM	THICKNESS MM	NO. PER PACK	AREA M ² PER PACK
105 x 140	60	702	10.32
140 x 140		528	10.35
210 x 140		352	10.35

80MM SINGLE SIZE PACKS			
SIZE MM	THICKNESS MM	NO. PER PACK	AREA M ² PER PACK
105 x 140	80	510	7.50
140 x 140		384	7.53
210 x 140		256	7.53

Alpha Trio

50MM MIXED SIZE PACKS			
SIZE MM	THICKNESS MM	NO. PER PACK	AREA M ² PER PACK
105 x 140	50	128	10.82
140 x 140		180	
210 x 140		184	

60MM SINGLE SIZE PACKS			
SIZE MM	THICKNESS MM	NO. PER PACK	AREA M ² PER PACK
105 x 140	60	104	8.94
140 x 140		150	
210 x 140		152	

Aura

SIZE MM	THICKNESS MM	NO. PER PACK	AREA M ² PER PACK
114 x 114	60	539	7.01
171 x 114		385	7.50

Beta

60MM SINGLE SIZE PACKS			
SIZE MM	THICKNESS MM	NO. PER PACK	AREA M ² PER PACK
105 x 140	60	672	9.88
140 x 140		504	9.88
210 x 140		344	10.12

80MM SINGLE SIZE PACKS			
SIZE MM	THICKNESS MM	NO. PER PACK	AREA M ² PER PACK
105 x 140	80	432	6.35
140 x 140		324	6.35
210 x 140		232	6.62

Beta Trio

60MM MIXED SIZE PACKS - BARROW			
SIZE MM	THICKNESS MM	NO. PER PACK	AREA M ² PER PACK
105 x 140	60	104	9.20
140 x 140		156	
210 x 140		156	

60MM MIXED SIZE PACKS - CLIFFE			
SIZE MM	THICKNESS MM	NO. PER PACK	AREA M ² PER PACK
105 x 140	60	104	8.94
140 x 140		150	
210 x 140		152	

60MM MIXED SIZE PACKS - POOLE			
SIZE MM	THICKNESS MM	NO. PER PACK	AREA M ² PER PACK
105 x 140	60	120	9.41
140 x 140		120	
210 x 140		180	

CIRCLE PACKS			
SIZE DIA. MM	THICKNESS MM	NO. PER PACK	AREA M ² PER PACK
2950	60	464	6.84

Broadway Economy

SIZE MM	THICKNESS MM	NO. PER PACK	AREA M ² PER PACK
450 x 450	32	60	12.70
600 x 600		30	11.16

Bronte

SINGLE SIZE PACKS			
SIZE MM	THICKNESS MM	NO. PER PACK	AREA M ² PER PACK
300 x 300	32	64	6.15
450 x 450		64	13.54
600 x 300		64	12.10
600 x 600		32	11.91

PATIO PACKS			
SIZE MM	THICKNESS MM	NO. PER PACK	AREA M ² PER PACK
300 x 300	32	8	7.61
450 x 450		4	
600 x 300		6	
600 x 450		8	
600 x 600		7	

CIRCLE PACKS				
FLAG*	SIZE DIA. MM	THICKNESS MM	NO. PER PACK	AREA M ² PER PACK
1	Full Circle Kit (1.8m)	32	4	2.69
2		32	12	
3		32	20	
6	Full Circle Corner Kit (1.8m)	32	4 Corners	2.02

*Please refer to the Brett Trade Guide for circle diagrams.

Canterbury

SIZE MM	THICKNESS MM	NO. PER PACK	AREA M ² PER PACK
300 x 300	32	8	5.63
600 x 300		8	
600 x 600		9	

Chaucer

SIZE MM	THICKNESS MM	NO. PER PACK	AREA M ² PER PACK
450 x 450	32	60	12.70
600 x 600	35	30	11.16

Contact Brett Landscaping directly on 0345 60 80 570 for product availability and lead times.

Delta

SINGLE SIZE PACKS - POOLE			
SIZE MM	THICKNESS MM	NO. PER PACK	AREA M ² PER PACK
266 x 133	50	288	10.19

SINGLE SIZE PACKS - BARROW & CLIFFE			
SIZE MM	THICKNESS MM	NO. PER PACK	AREA M ² PER PACK
266 x 133	50	276	9.77

Eclipse

SIZE MM	THICKNESS MM	NO. PER PACK	AREA M ² PER PACK
600 x 600	20	64	23.43

Eclipse Grande

SIZE MM	THICKNESS MM	NO. PER PACK	AREA M ² PER PACK
900 x 600	20	40	21.90

Eden Limestone & Limestone ECO

SIZE MM	THICKNESS MM	NO. PER PACK	AREA M ² PER PACK
1200 x 600	20	36	26.24
900 x 600	20	48	26.28
800 x 800	20	45	29.16

Eden Sandstone

PATIO PACKS			
SIZE MM	THICKNESS MM	NO. PER PACK	AREA M ² PER PACK
300 x 300	20	24	15.44
600 x 300		24	
600 x 600		24	

Eden Slate

SIZE MM	THICKNESS MM	NO. PER PACK	AREA M ² PER PACK
1000 x 500	20	40	20.30

PATIO PACKS			
SIZE MM	THICKNESS MM	NO. PER PACK	AREA M ² PER PACK
250 x 250	20	48	21.54
500 x 250		48	
500 x 500		48	

Elegante Basalt

SIZE MM	THICKNESS MM	NO. PER PACK	AREA M ² PER PACK
1000 x 500	20	50	25.38

Elegante Quartz & Quartz ECO

SIZE MM	THICKNESS MM	NO. PER PACK	AREA M ² PER PACK
900 x 600	20	48	26.28
1200 x 400	20	48	23.43

Elegante Timber

SIZE MM	THICKNESS MM	NO. PER PACK	AREA M ² PER PACK
1200 x 400	20	48	23.43

GeoCeramica® Bluestone

SIZE MM	THICKNESS MM	NO. PER PACK	AREA M ² PER PACK
600 x 600	60	19	6.84

GeoCeramica® Fiordi

SIZE MM	THICKNESS MM	NO. PER PACK	AREA M ² PER PACK
600 x 600	60	19	6.84
600 x 600	40	28	10.08

GeoCeramica® Impasto

SIZE MM	THICKNESS MM	NO. PER PACK	AREA M ² PER PACK
600 x 600	40	28	10.08

GeoCeramica® Marmostone

SIZE MM	THICKNESS MM	NO. PER PACK	AREA M ² PER PACK
600 x 600	40	28	10.08

Invicta

60MM MIXED SIZE TRIO PACKS			
SIZE MM	THICKNESS MM	NO. PER PACK	AREA M ² PER PACK
105 x 140	60	108	9.53
140 x 140		162	
210 x 140		162	

60MM SINGLE SIZE PACKS			
SIZE MM	THICKNESS MM	NO. PER PACK	AREA M ² PER PACK
200 x 100	60	432	8.64
210 x 140		288	8.64
300 x 100		288	8.64

80MM SINGLE SIZE PACKS			
SIZE MM	THICKNESS MM	NO. PER PACK	AREA M ² PER PACK
200 x 100	80	336	6.72
300 x 100		224	6.72
200 x 200		168	6.72
300 x 200		112	6.72
600 x 200		56	6.72

Invicta Flow

60MM FLOW SINGLE SIZE PACKS			
SIZE MM	THICKNESS MM	NO. PER PACK	AREA M ² PER PACK
200 x 100	60	432	8.64

80MM FLOW SINGLE SIZE PACKS			
SIZE MM	THICKNESS MM	NO. PER PACK	AREA M ² PER PACK
200 x 100	80	336	6.72

Contact Brett Landscaping directly on 0345 60 80 570 for product availability and lead times.

Lugano Flow

60MM SINGLE SIZE PACKS - CLIFFE			
SIZE MM	THICKNESS MM	NO. PER PACK	AREA M ² PER PACK
200 x 100	60	432	8.64

80MM SINGLE SIZE PACKS - CLIFFE			
SIZE MM	THICKNESS MM	NO. PER PACK	AREA M ² PER PACK
200 x 100	80	336	6.72

80MM SINGLE SIZE PACKS - POOLE			
SIZE MM	THICKNESS MM	NO. PER PACK	AREA M ² PER PACK
200 x 100	80	308	6.16

Lugano

60MM MIXED TRIO PACKS - POOLE			
SIZE MM	THICKNESS MM	NO. PER PACK	AREA M ² PER PACK
105 x 140	60	108	8.47
140 x 140		108	
210 x 140		162	

60MM MIXED TRIO PACKS - CLIFFE			
SIZE MM	THICKNESS MM	NO. PER PACK	AREA M ² PER PACK
105 x 140	60	108	9.53
140 x 140		162	
210 x 140		162	

80MM MIXED TRIO PACKS - CLIFFE			
SIZE MM	THICKNESS MM	NO. PER PACK	AREA M ² PER PACK
105 x 140	80	84	7.41
140 x 140		126	
210 x 140		126	

80MM SINGLE SIZE PACKS - POOLE			
SIZE MM	THICKNESS MM	NO. PER PACK	AREA M ² PER PACK
105 x 140	80	420	6.17
140 x 140		336	6.59
210 x 140		224	6.59

80MM SINGLE SIZE PACKS - CLIFFE			
SIZE MM	THICKNESS MM	NO. PER PACK	AREA M ² PER PACK
600 x 200	80	56	6.72
200 x 100		336	6.72
300 x 200		112	6.72

Meltone

SIZE MM	THICKNESS MM	NO. PER PACK	AREA M ² PER PACK
450 x 450	32	56	11.85
600 x 600	35	26	9.68

Mosaic

SIZE MM	THICKNESS MM	NO. PER PACK	AREA M ² PER PACK
600 x 600	20	16	5.86

Available April 2024

Omega

50MM SINGLE SIZE PACKS			
SIZE MM	THICKNESS MM	NO. PER PACK	AREA M ² PER PACK
200 x 100	50	488	9.76

60MM SINGLE SIZE PACKS			
SIZE MM	THICKNESS MM	NO. PER PACK	AREA M ² PER PACK
200 x 100	60	404	8.08

80MM SINGLE SIZE PACKS			
SIZE MM	THICKNESS MM	NO. PER PACK	AREA M ² PER PACK
200 x 100	80	308	6.16

Omega Flow

60MM SINGLE SIZE PACKS			
SIZE MM	THICKNESS MM	NO. PER PACK	AREA M ² PER PACK
200 x 100	60	404	8.08

80MM SINGLE SIZE PACKS			
SIZE MM	THICKNESS MM	NO. PER PACK	AREA M ² PER PACK
200 x 100	80	308	6.16

Quorndon

SIZE MM	THICKNESS MM	NO. PER PACK	AREA M ² PER PACK
450 x 450	35	56	11.84
600 x 300		26	4.91
600 x 600		26	9.67

Regatta Circle

SIZE DIA. MM	THICKNESS MM	NO. PER PACK	AREA M ² PER PACK
2950	60	495	6.84

Regatta TRIO

60MM MIXED SIZE PACKS - POOLE			
SIZE MM	THICKNESS MM	NO. PER PACK	AREA M ² PER PACK
100 x 133	60	120	8.50
133 x 133		120	
200 x 133		180	

60MM MIXED SIZE PACKS - BARROW			
SIZE MM	THICKNESS MM	NO. PER PACK	AREA M ² PER PACK
100 x 133	60	104	8.32
133 x 133		156	
200 x 133		156	

60MM MIXED SIZE PACKS - CLIFFE			
SIZE MM	THICKNESS MM	NO. PER PACK	AREA M ² PER PACK
100 x 133	60	108	8.64
133 x 133		162	
200 x 133		162	

Rippled Limestone

PATIO PACKS			
SIZE MM	THICKNESS MM	NO. PER PACK	AREA M ² PER PACK
300 x 300	22	9	15.37
600 x 300		13	
600 x 600		13	
900 x 600		13	

SINGLE SIZE PACKS			
SIZE MM	THICKNESS MM	NO. PER PACK	AREA M ² PER PACK
600 x 600	22	40	14.88
900 x 600		28	15.54

Riven Sandstone

PATIO PACKS			
SIZE MM	THICKNESS MM	NO. PER PACK	AREA M ² PER PACK
300 x 300	22	9	15.37
600 x 300		13	
600 x 600		13	
900 x 600		13	

SINGLE SIZE PACKS			
SIZE MM	THICKNESS MM	NO. PER PACK	AREA M ² PER PACK
600 x 600	22	40	14.88
900 x 600		28	15.54

Riven Slate

PATIO PACKS			
SIZE MM	THICKNESS MM	NO. PER PACK	AREA M ² PER PACK
300 x 300	22	9	15.37
600 x 300		13	
600 x 600		13	
900 x 600		13	

Stamford

SIZE MM	THICKNESS MM	NO. PER PACK	AREA M ² PER PACK
450 x 450	32	72	15.24
600 x 600		32	11.91

Stamford Ultra

SIZE MM	THICKNESS MM	NO. PER PACK	AREA M ² PER PACK
450 x 450	32	72	15.24

Contact Brett Landscaping directly on 0345 60 80 570 for product availability and lead times.

Accessories

Porcelain Planks

PORCELAIN PLANKS			
SIZE MM	DEPTH MM	NO. PER PACK	LINEAR M PER PACK
1200 x 200	20	96	115.7

Garden Edgings

ROPE TOP			
SIZE MM	DEPTH MM	NO. PER PACK	LINEAR M PER PACK
580 x 50	150	42	24.36

ROUND TOP			
SIZE MM	DEPTH MM	NO. PER PACK	LINEAR M PER PACK
600 x 50	150	40	24

ROUND TOP PRESSED			
SIZE MM	DEPTH MM	NO. PER PACK	LINEAR M PER PACK
600 x 50	150	48	28.8



Stepping Stones

CIRCULAR		
SIZE DIA. MM	THICKNESS MM	NO. PER PACK
300	32	64

RANDOM RIVEN		
SIZE MM	THICKNESS MM	NO. PER PACK
450 x 400	32	32

Walling



Coastal

SIZE MM	THICKNESS MM	NO. PER PACK	AREA M² PER PACK
400 x 160	10 Av.	15	0.96

Tempest

SIZE MM	THICKNESS MM	NO. PER PACK	AREA M² PER PACK
385 x 75	10 Av.	26	0.75

Kerbs

Alpha and Drivestyle Kerbs

TYPE	NO. PER PACK	NO. PER LINEAR M	LINEAR M PER PACK
Kerb	270	10	27
Corner Splay	1	-	-
Corner Bullnose	1	-	-
Radial Splay	1	-	-
Radial Bullnose	1	-	-

High Kerb

TYPE	NO. PER PACK	NO. PER LINEAR M	LINEAR M PER PACK
Kerb	168	10	16.80
Corner Half Batter	1	-	-
Corner Bullnose	1	-	-
Radial Half Batter	1	-	-
Radial Bullnose	1	-	-
Flat Half Batter Corner Unit	1	-	-



Meltone Kerb

TYPE	SIZE MM	NO. PER PACK
CS1 Square Edge Kerb	125 x 255 x 914	16
CS1 Square Edge Kerb	125 x 150 x 914	16
CS1 Square Edge Radial Kerb (1,2,3,6,8 or 10m int. or ext.radius)	N/A	1
CS1 Square Edge Radial Kerb (1,2,3,6,8 or 10m int. or ext.radius)	N/A	1
CS1 External Quadrant	305 x 305 x 255	1
CS1 External Angles	125 x 255 x 305	1
CS1 Internal Angles	125 x 255 x 305	1
CS1 to CS2 Dropper Kerb (left or right hand)	N/A	1
Flat Top Edging	50 x 150 x 914	40

Omega Kerb

TYPE	SIZE MM	NO. PER PACK	NO. PER LINEAR M
Kerb	200 x 100 x 60/80	308	5

Vintage Kerb

TYPE	SIZE MM	NO. PER PACK	NO. PER LINEAR M
Kerb	280 x 140 x 100	138	-



Good to know

We're always looking for new ways to improve our products and services, so you'll always get the very best. From time to time, these improvements might alter our products' characteristics (weight, dimensions, shades, pack size etc.) and these changes may occur without notice.

For the latest product information including weights and dimensions, please get in touch to request the relevant technical data sheets or visit brettlandscaping.co.uk.

Although we've taken every care possible to make sure our colour swatches are accurate, differences may occur due to printing processes and variations between manufacturing batches. For a true representation we recommend that you request a product sample, allowing you to get hands-on with your choice of paving.

For all hard landscaping activities, we recommend the production of comprehensive risk assessment and method statements to ensure safe, sustainable and legal working practices are followed at all times.

Product applications and suitability

All of our products are manufactured in accordance with the relevant manufacturing standards. This ensures that they can be subject to design, installation and maintenance in accordance with the relevant standard from the BS 7533 suite of standards, as appropriate. An easy way to make sure your block paving is installed the correct way is to look for the small chamfer on the top of the block, this should be facing upwards when installing the block. The reverse side will be smooth without a chamfer.

Products featured in our 'Gardens & Drives' brochure are intended only for use in domestic applications.

Nominal Jointing: All dimensions quoted in Brett literature are nominal and are for guidance only. Actual sizes of individual units will vary, particularly on garden products. Most Sqm coverage figures assume a nominal 5mm - 10mm joint is used between all garden products. If you are having difficulty quantifying the product you require, please call our customer service team on 0345 60 80 570.

Specific information relating to product applications is available from brettlandscaping.co.uk, where you can access a wealth of information including our technical data sheets (TDS), CE Marking, UKCA Marking and/or Declaration of Performance (DoP) certificate as well as NBS clauses and BIM objects. We

recommend any considerations relating to planning consents and permissions are satisfied.

To help you get the most from your project, the Brett team is on hand to suggest and advise on suitable product(s) for different applications and provide guidance for a successful installation.

Ordering

Selected your Brett product(s)? It's easy to place your order, just contact your nearest Brett stockist. You can find their details on brettlandscaping.co.uk/where-to-buy or you can contact us on **0345 60 80 570** and we'll point you in the right direction.

For the most consistent products possible, we recommend that:

- Where a stockist has provided samples, you use the same stockist for ordering the final product(s).
- All of your products are sourced from the same batch, or immediate adjacent batches.
- The total quantity required should be ordered and delivered at the same time to minimise the chance of product or batch variation.
- For larger orders a schedule will be required to successfully manage your orders.

In general, it's best to allow for 5% wastage. However, where a project or design requires larger amounts of cutting (for instance when creating a tight, twisting pathway rather than an open plaza area) this may increase the amount of product wastage.

When making any direct-to-site orders, please let us know of any constraints, hazards or special considerations that might need to be made prior to delivery. If you need any assistance calculating quantities, please call our Customer Services Team on **0345 60 80 570**.

Delivery and installation

We take every possible care with your order, but please check that it is in a satisfactory condition on delivery. In the unlikely event you have any issues with your order, please contact your stockist immediately with the product and batch code that are printed on the packaging and explain your concerns to them.

For the best colour and jointing-line consistency, we recommend:

- Mixing from at least three different packs as work progresses.

- Taking product 'slice-by-slice'/vertically from each pack wherever possible.
- Using string lines.

Following these guidelines will help distribute any minor variations over a larger area, giving you a visually consistent aesthetic over the entire project. However, please note that some variation can still occur between individual products – especially with multi-coloured and natural stone products. These features are to be expected and enhance the character and aesthetic of the completed installation.

Sealants: Before application of sealant, we suggest that you make sure you are satisfied with the cleanliness and aesthetics of the paving, so that unwanted dirt, detritus and any efflorescence do not become trapped once sealed. We recommend not sealing for a minimum of 12 months. Natural Stone can also show signs of efflorescence as a result of the cementitious bedding material. Natural stone can be sealed, however, we would recommend that all surfaces and edges are sealed prior to installation.

If you have any concerns about the installation of our products, please contact our Customer Services Team on **0345 60 80 570** before work starts. Our team is here to help you get the best from your products. If you or your installer go ahead with installation despite your concern, this may be considered as acceptance of the product and unfortunately, may prejudice future responsibility for costs incurred stemming from remedial works.

Early life and maintenance

Once your paving has been installed, you may notice some changes to its appearance in the first days and weeks. These visual changes can be due to a number of reasons originating from the concrete and/or the manufacturing process or installation method.

Many of these changes will simply weather away, including:

- Efflorescence: The ongoing chemical reaction within the concrete which provides its strength can produce calcium carbonate (a white powdery residue) which may appear on the surface of products. This temporarily lightens the product but will typically weather away without reoccurrence.
- Porosity: Concrete continues to cure for many years after manufacture. Whilst this happens and usually during its initial life, a level of porosity may exist where some product retains water, giving a damp appearance. This will diminish as the concrete continues to harden as the product dries out.

- Aged and distressed products: For certain products, we distress the edges to offer an aged appearance and enhance the character of the paving. A dusty residue can be left on the blocks. This will weather away.
- Differential curing: Dark patches occasionally appear on the surface of garden products. This may be differential curing and is caused by varying moisture levels within the flag drying at different rates. Like efflorescence, given time and the natural weathering process, these patches will become less visible.
- Aggregate contaminants: Very rarely concrete may contain Iron Pyrites and/or Lignite. These are both the result of naturally occurring constituents within the product raw materials which may result in localised discolouration of the surface of an individual unit. The phenomenon will not normally affect the performance of the product.

In the unlikely event of any other concerns, please contact our Customer Services Team on **0345 60 80 570**.

All pavements should be cleaned and maintained periodically. How often this need to be carried out depends on the extent to which the product is exposed to soiling from the surrounding environment and what is deemed to be acceptable for the paving's final application.

For more information, please see the 'Essential Maintenance Guide' at brettlandscaping.co.uk.

Occasionally, sealants may be used to aid the longevity and appearance of the paving. If you are considering using a sealant, we recommend that you contact the manufacturer/supplier to fully understand their product. We suggest care is taken when choosing these products and that you consider:

- That the slip/skid characteristics of the paving are not adversely affected.
- Whether this will result in a wet, glossy or matt finish.
- The need for any future re-application/maintenance.
- Any health and safety requirements for application and ventilation.

Swatches and illustrations are for visual reference only. Product colours in lifestyle photography may appear lighter or darker due to weather conditions.

Brett Landscaping and Building Products

Sileby Road, Barrow-upon-Soar,
Leicestershire LE12 8LX

T: 0345 60 80 570

E: landscapinginfo@brett.co.uk

brettlandscaping.co.uk

Where to buy

Visit brettlandscaping.co.uk to find a Brett Approved Installer to carry out your installation or a stockist near you to purchase your product direct.



Find a Brett Approved Installer



Find a Stockist

 [BrettPaving](#)

 [Posts_by_Brett](#)

 [Brett Landscaping](#)

 [Brett_Landscaping](#)

 [Brett Landscaping](#)

 [Brett Landscaping](#)

 [Brett Landscaping](#)

