



Pattern BTA.01 - Herringbone Large - P, L & C

34 No. - (L) 210x140mm per sq.m.




Pattern BTA.02 - Stretcher Bond Medium - P & L*

51 No. - (M) 140x140mm per sq.m.



Pattern BTA.03 - Stretcher Bond Large - P & L*

34 No. - (L) 210x140mm per sq.m.

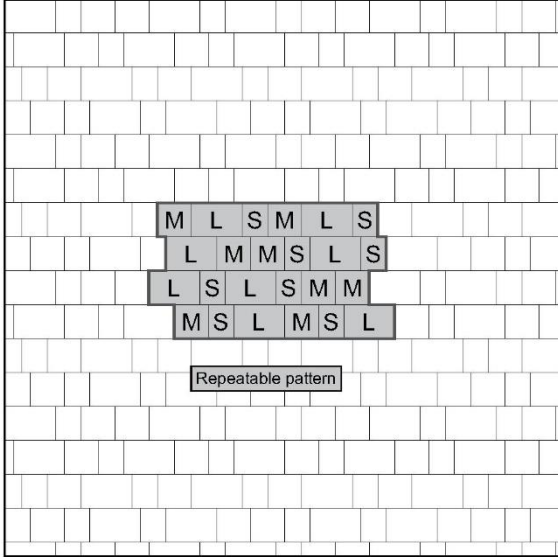


Pattern BTA.04 - Victorian Weave - P & L

13 No. - (M) 140x140mm per sq.m. 26 No. - (L) 210x140mm per sq.m.

Traffic categories - Pedestrian only (P), Light duty inc driveways (L) & Commercial (C) - * Subject to direction of traffic


All block statistics per sq.m. could potentially be rounded up to the nearest whole unit. When multiplied over a large area to get an overall volume it can result in a small excess being incurred. Generally for CBP quantities an extra of approx. 10% is suggested to account for natural wastage and cutting. Brett Landscaping cannot be held responsible for any excess or shortfall of units resulting from these statistics.



Pattern BTA.05 - 3 Size Stretcher - P & L*

16 No. - (S) 105x140mm per sq.m. 16 No. - (M) 140x140mm per sq.m.

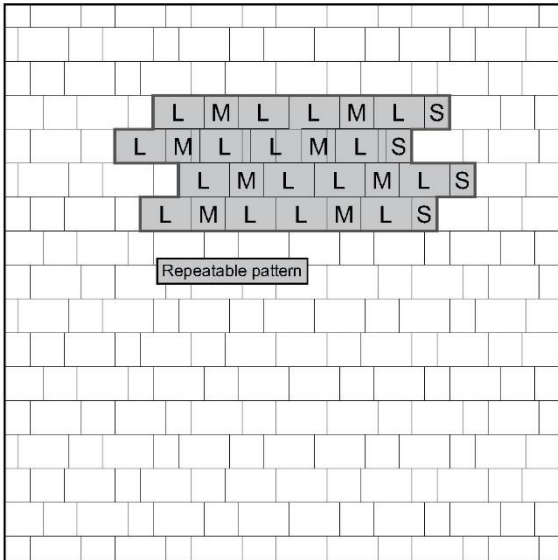
16 No. - (L) 210x140mm per sq.m.



Pattern BTA.06 - 3 Size Herringbone - P & L

16 No. - (S) 105x140mm per sq.m. 16 No. - (M) 140x140mm per sq.m.


16 No. - (L) 210x140mm per sq.m.



Pattern BTA.07 - 3 Size Stretcher - P & L*

6 No. - (S) 105x140mm per sq.m. 12 No. - (M) 140x140mm per sq.m.

24 No. - (L) 210x140mm per sq.m.




Pattern BTA.08 - 2 Size Stretcher - P & L*

23 No. - (S) 105x140 per sq.m.

23 No. - (L) 210x140mm per sq.m.


Traffic categories - Pedestrian only (P), Light duty inc driveways (L) & Commercial (C) - * Subject to direction of traffic

All block statistics per sq.m. could potentially be rounded up to the nearest whole unit. When multiplied over a large area to get an overall volume it can result in a small excess being incurred. Generally for CBP quantities an extra of approx. 10% is suggested to account for natural wastage and cutting. Brett Landscaping cannot be held responsible for any excess or shortfall of units resulting from these statistics.



Pattern BTA.09 - 3 Size Stretcher - P & L

16 No. - (S) 105x140mm per sq.m. 16 No. - (M) 140x140mm per sq.m.
16 No. - (L) 210x140mm per sq.m.



Pattern BTA.10 - 2 Size Stretcher - P

21 No. - (M) 140x140mm per sq.m. 21 No. - (L) 210x140mm per sq.m.

Traffic categories - Pedestrian only (P), Light duty inc driveways (L) & Commercial (C) - * Subject to direction of traffic

All block statistics per sq.m. could potentially be rounded up to the nearest whole unit. When multiplied over a large area to get an overall volume it can result in a small excess being incurred. Generally for CBP quantities an extra of approx. 10% is suggested to account for natural wastage and cutting. Brett Landscaping cannot be held responsible for any excess or shortfall of units resulting from these statistics.